



# CITY OF EAST WENATCHEE

Finance Department  
 271 9<sup>th</sup> Street NE \* East Wenatchee, WA 98802  
 P: (509) 886-4507 \* F: (509) 884-6233 \* Email: [jdelay@east-wenatchee.com](mailto:jdelay@east-wenatchee.com)

Date: April 16, 2019  
 To: Councilmembers, Mayor Lacy & Department Heads  
 From: Josh DeLay, Finance Director  
 Subject: March 2019 Financial Report

This report provides a summary of the City's overall financial operations through March 31, 2019. It offers a comparison of total overall revenues and expenditures between the current fiscal year and the same point in time as the last fiscal year.

For the purposes of this report, operating funds are funds that receive general local tax support and/or expend wages and other steady expenses to support the day-to-day operations of the City. Non-operating funds are funds that are supported through special revenues and/or include non-wage and varying expenses (i.e. capital, grant projects, etc.).

Table 1 below shows the City's revenue collections through March 31, 2019 compared to revenue collections through March 31, 2018, along with the respective dollar and percentage variances for its operating funds.

**Table 1**

## Revenues - Operating Funds

	March 31, 2019	March 31, 2018	Variance - Higher/(Lower)	Percentage Increase/(Decrease)
General Fund - 001	1,040,131	1,498,507	(458,376)	(30.59%)
Street Fund - 101	434,072	202,493	231,579	114.36%
Events Board Fund - 117	17,581	31,407	(13,827)	(44.02%)
Equipment R&R Fund - 501	300,000	190,000	110,000	57.89%
<b>Total Revenues - Operating Funds</b>	<b>1,791,783</b>	<b>1,922,407</b>	<b>(130,624)</b>	<b>(6.79%)</b>

Chart 1 is a graphical representation of year to year revenue comparisons for the City's operating funds.

**Chart 1**

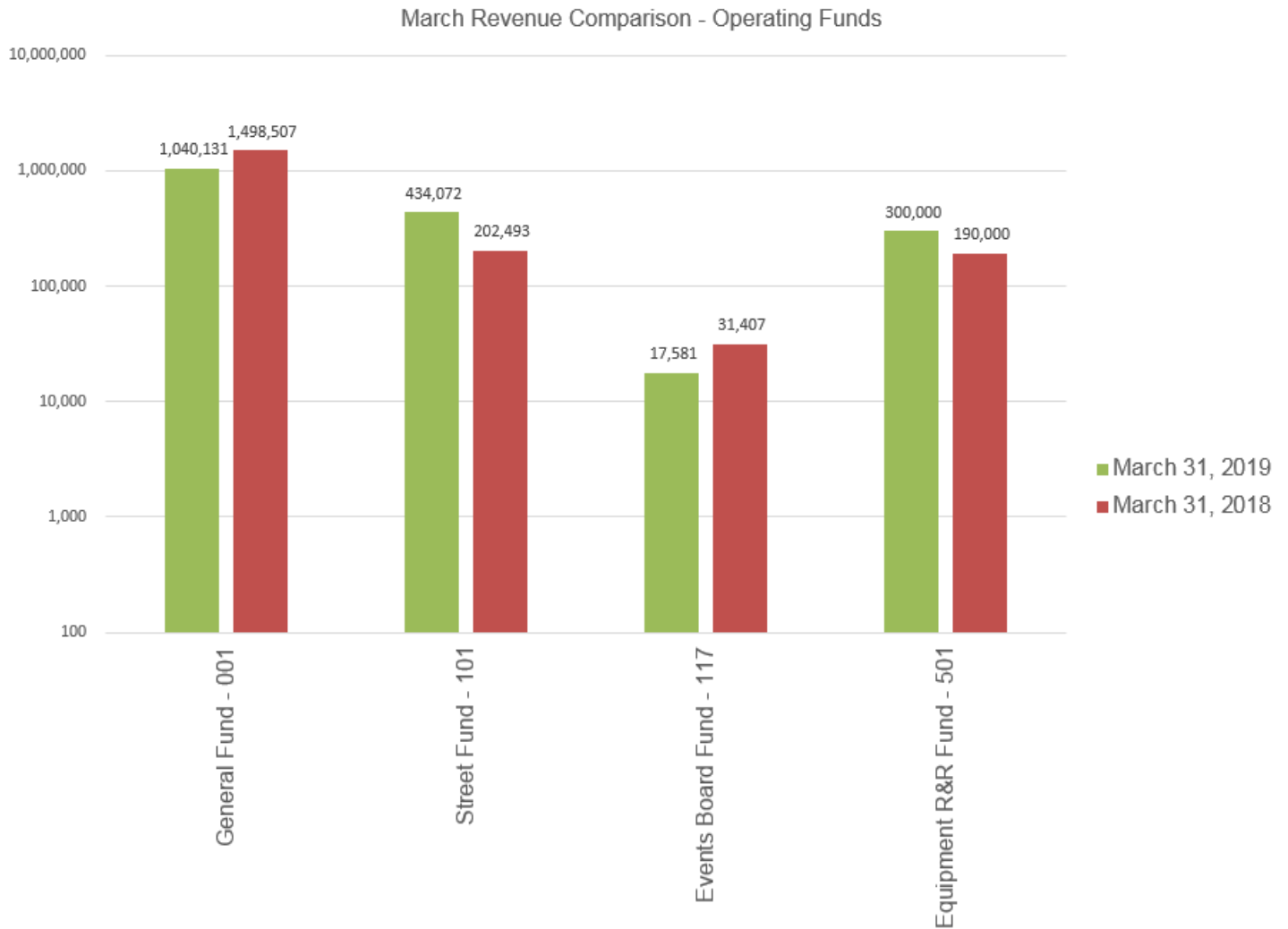


Table 2 below shows the City's revenue collections through March 31, 2019 compared to revenue collections through March 31, 2018, along with the respective dollar and percentage variances for its non-operating funds.

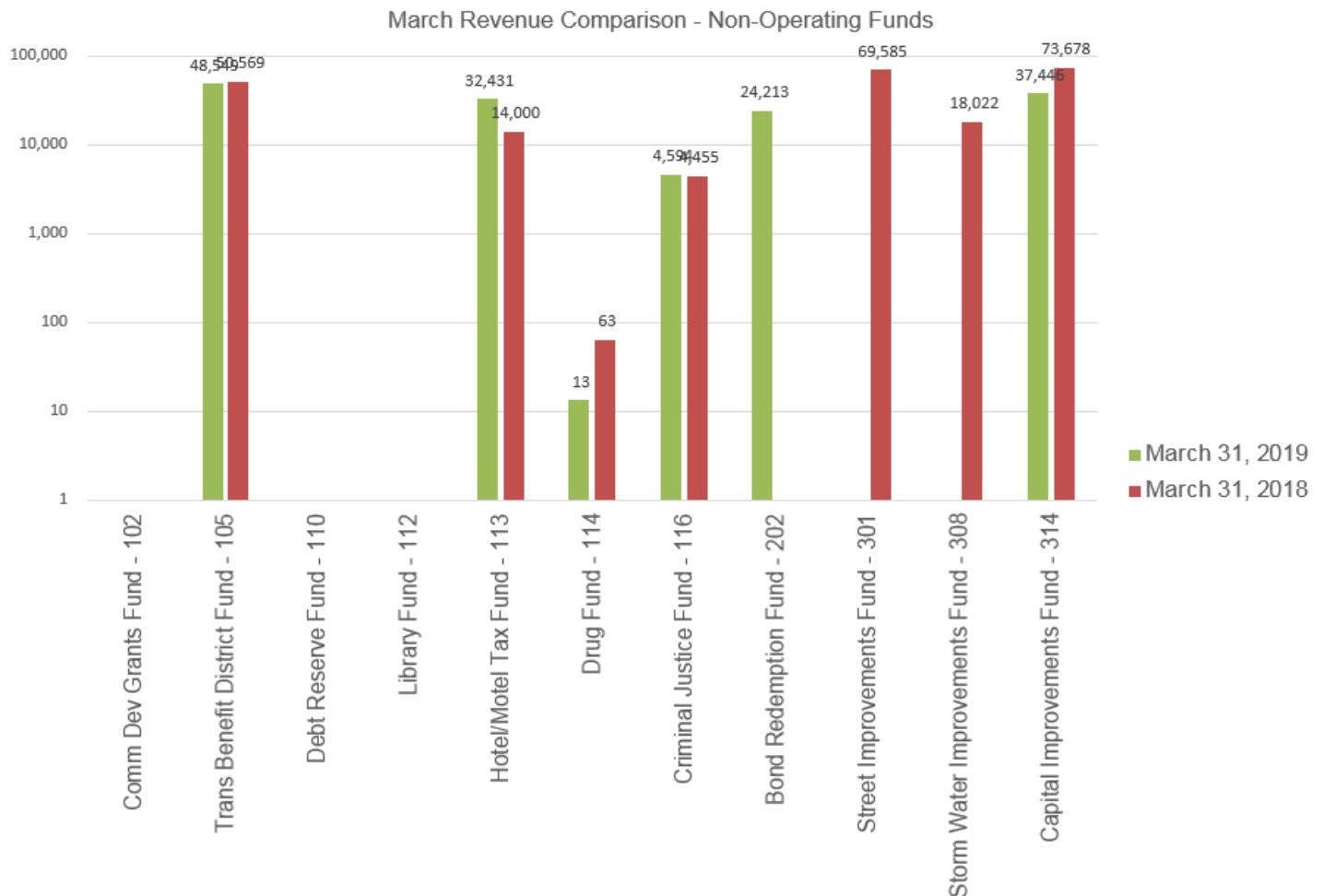
**Table 2**

**Revenues - Non-Operating Funds**

	March 31, 2019	March 31, 2018	Variance - Higher/(Lower)	Percentage Increase/(Decrease)
Comm Dev Grants Fund - 102	-	-	-	-
Trans Benefit District Fund - 105	48,549	50,569	(2,020)	(3.99%)
Debt Reserve Fund - 110	-	-	-	-
Library Fund - 112	-	-	-	-
Hotel/Motel Tax Fund - 113	32,431	14,000	18,431	131.65%
Drug Fund - 114	13	63	(49)	(78.72%)
Criminal Justice Fund - 116	4,594	4,455	139	3.11%
Bond Redemption Fund - 202	24,213	-	24,213	-
Street Improvements Fund - 301	-	69,585	(69,585)	(100.00%)
Storm Water Improvements Fund - 308	-	18,022	(18,022)	(100.00%)
Capital Improvements Fund - 314	37,446	73,678	(36,232)	(49.18%)
<b>Total Revenues - Non-Operating Funds</b>	<b>147,247</b>	<b>230,372</b>	<b>(83,126)</b>	<b>(36.08%)</b>

Chart 2 is a graphical representation of year to year revenue comparisons for the City's non-operating funds.

**Chart 2**



**Revenue Highlights:**

**General Fund** revenues are down \$458,376, or 30.59%, from last year due to:

- \$394,523 less sales tax allocation due to other funds needing their allotted sales tax for large purchases and cash flow purposes
- \$55,389 less combined utility tax receipts for all three major utilities (electric, natural gas and phone)

This fund will start receiving a higher percentage of the monthly sales tax allocation, while the other funds receive a lesser percentage, as the year progresses.

**Street Fund** revenues are up \$231,579, or 114.36%, from last year due to a larger sales tax allocation this year versus last year at the same point in time. This will even out as the year progresses as this fund receives less of a percentage of the monthly sales tax allocation.

**Equipment R&R Fund** revenues are up \$110,000, or 57.89%, from last year due to a larger sales tax allocation this year versus last year at the same point in time. This will even out as the year progresses as this fund receives less of a percentage of the monthly sales tax allocation.

**Hotel/Motel Tax Fund** revenues are up \$18,431, or 131.65%, from last year due to an overall increase in hotel/motel taxes, and a decision in 2018 to change the hotel/motel tax allocation between this fund and the **Events Fund**.

**Bond Redemption Fund** revenues are up \$24,213 from last year due to the timing of allocating property taxes to this fund in preparation for the payment due this year.

**Capital Improvements Fund** revenues are down \$36,232, or 49.18%, from last year due to the March receipt of real estate excise taxes coming in April.

Table 3 below shows the City’s expenditures through March 31, 2019 compared to expenditures through March 31, 2018, along with respective dollar and percentage variances for its operating funds.

**Table 3**

**Expenditures - Operating Funds**

	March 31, 2019	March 31, 2018	Variance - Higher/(Lower)	Percentage Increase/(Decrease)
General Fund - 001	1,811,386	1,567,793	243,594	15.54%
Street Fund - 101	477,943	408,808	69,135	16.91%
Events Board Fund - 117	26,575	29,311	(2,736)	(9.33%)
Equipment R&R Fund - 501	157,838	101,071	56,766	56.16%
<b>Total Expenditures - Operating Funds</b>	<b>2,473,742</b>	<b>2,106,983</b>	<b>366,759</b>	<b>17.41%</b>

Chart 3 is a graphical representation of year to year expenditure comparisons for the City’s operating funds.

**Chart 3**

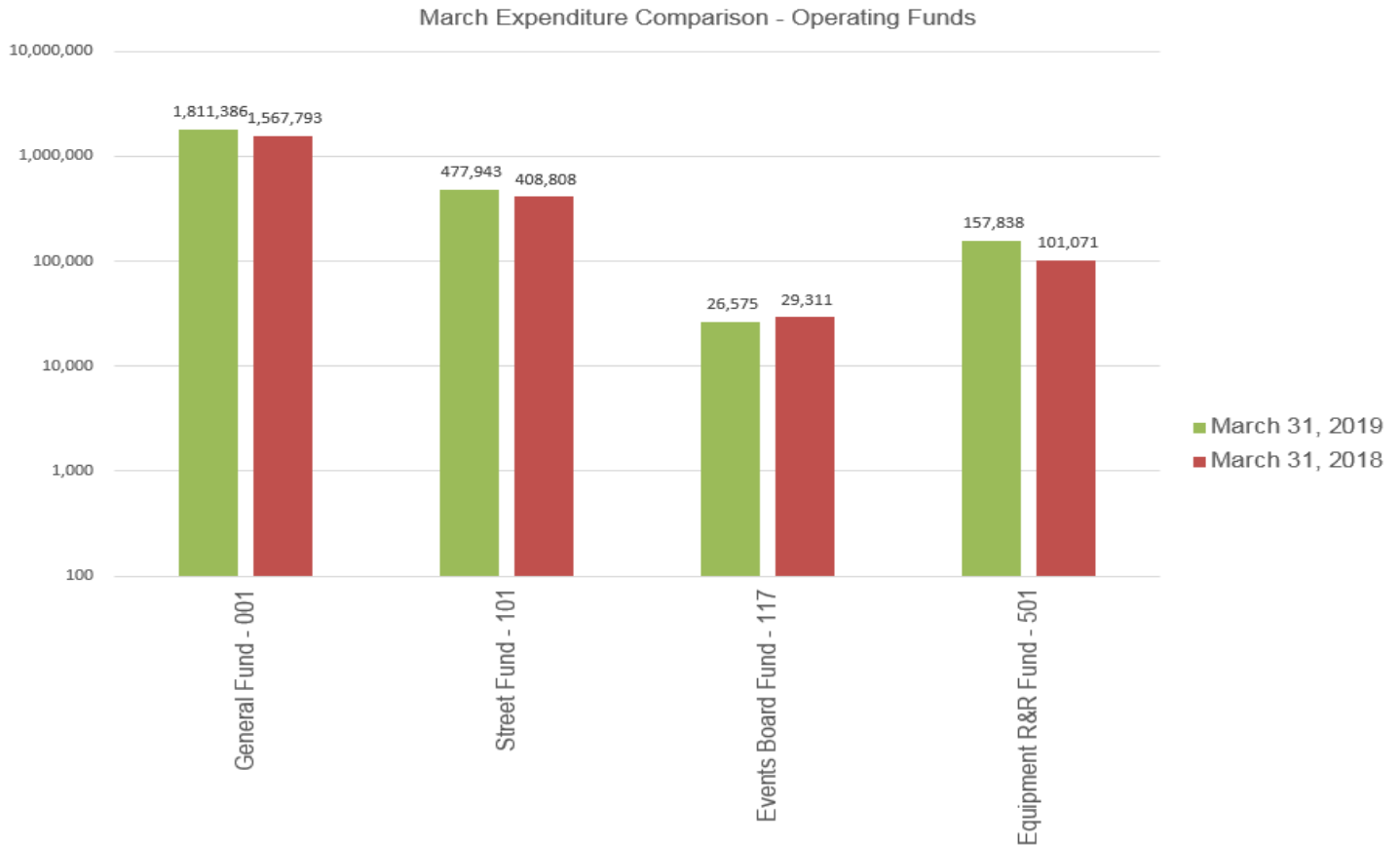


Table 4 below shows the City’s expenditures through March 31, 2019 compared to expenditures through March 31, 2018, along with respective dollar and percentage variances for its non-operating funds.

**Table 4**

**Expenditures - Non-Operating Funds**

	March 31, 2019	March 31, 2018	Variance - Higher/(Lower)	Percentage Increase/(Decrease)
Comm Dev Grants Fund - 102	-	-	-	-
Trans Benefit District Fund - 105	-	-	-	-
Debt Reserve Fund - 110	-	-	-	-
Library Fund - 112	1,285	1,603	(318)	(19.82%)
Hotel/Motel Tax Fund - 113	27,819	-	27,819	-
Drug Fund - 114	-	-	-	-
Criminal Justice Fund - 116	-	-	-	-
Bond Redemption Fund - 202	-	-	-	-
Street Improvements Fund - 301	114,924	78,832	36,092	45.78%
Storm Water Improvements Fund - 308	-	3,791	(3,791)	(100.00%)
Capital Improvements Fund - 314	3,727	9,933	(6,207)	(62.48%)
<b>Total Expenditures - Non-Operating Funds</b>	<b>147,754</b>	<b>94,159</b>	<b>53,595</b>	<b>56.92%</b>

Chart 4 is a graphical representation of year to year expenditure comparisons for the City's non-operating funds.

**Chart 4**



**Expenditure Highlights:**

**General Fund** expenditures are up \$243,594, or 15.54%, from last year primarily due to the purchase of 1002 N Colorado Ave.

**Street Fund** expenditures are up \$69,135, or 16.91%, from last year due to snow and ice removal overtime, and delayed Department of Transportation utility billings from prior years that we paid this year.

**Equipment R&R Fund** expenditures are up \$56,766, or 56.16%, from last year due to the timing of the purchase of replacement vehicles by the Police and Streets Departments.

**Hotel/Motel Tax Fund** expenditures are up \$27,819 due to the contributions to the Wenatchee Valley Museum not occurring out of this fund until June of last year.

**Street Improvements Fund** expenditures are up \$36,092, or 45.78%, from last year due to the timing and size of projects.

The reports presented in the following pages represent accounting system generated line-item details of revenues, expenditures, budgets, and cash balances for each fund through March 31, 2019.



# Revenue

Starting Account Number: 001-000-000-308-00-00 Beginning Net Cash & Invest  
Ending Account Number: 501-000-000-397-21-00-20 Transfer In - Criminal Justice  
Period: 2019 - March 2019

Account Number	Title	Period	Fiscal	Budget	% of Total	Balance
<b>General Fund</b>						
<b>Taxes</b>						
001-000-000-311-10-00-00	Real & Personal Property Tax	\$483.83	\$19,134.36	\$1,000,000.00	1.91 %	\$980,865.64
001-000-000-313-11-00-00	Local Retail Sales & Use Tax	\$107,841.08	\$343,039.87	\$3,270,000.00	10.49 %	\$2,926,960.13
001-000-000-313-71-00-00	1/10 Sales Tax-Criminal Just	\$31,716.38	\$80,699.73	\$277,000.00	29.13 %	\$196,300.27
001-000-000-316-40-00-00	Electric Utility Tax	\$41,263.19	\$121,250.34	\$352,000.00	34.45 %	\$230,749.66
001-000-000-316-45-00-00	Natural Gas Utility Tax	\$6,049.38	\$14,938.20	\$34,000.00	43.94 %	\$19,061.80
001-000-000-316-49-00-00	Phone/cellular Utility Tax	\$23,881.11	\$78,158.44	\$355,000.00	22.02 %	\$276,841.56
001-000-000-316-84-00-00	Gambling Tax	\$0.00	\$91,489.71	\$302,000.00	30.29 %	\$210,510.29
001-000-000-316-84-00-01	Gambling Tax Penalties	\$0.00	\$0.00	\$1,500.00	0.00 %	\$1,500.00
<b>Total Taxes</b>		<b>\$211,234.97</b>	<b>\$748,710.65</b>	<b>\$5,591,500.00</b>	<b>13.39 %</b>	<b>\$4,842,789.35</b>
<b>Licenses and Permits</b>						
001-000-000-321-30-01-00	Fireworks Permits	\$0.00	\$0.00	\$500.00	0.00 %	\$500.00
001-000-000-321-60-00-00	Taxicab Licenses & Permits	\$37.00	\$185.00	\$800.00	23.13 %	\$615.00
001-000-000-321-91-00-50	Franchise Fees - Cable	\$0.00	\$25,737.26	\$97,000.00	26.53 %	\$71,262.74
001-000-000-321-99-00-00	Business Licenses & Permits	\$9,883.34	\$27,311.42	\$81,000.00	33.72 %	\$53,688.58
001-000-000-321-99-05-00	Other Business Lic & Permits	\$0.00	\$660.00	\$0.00		(\$660.00)
001-000-000-322-10-00-00	Building & Structure Permits	\$8,272.30	\$13,617.35	\$63,000.00	21.61 %	\$49,382.65
001-000-000-322-90-01-00	Gun Permits	\$1,525.25	\$2,570.25	\$6,200.00	41.46 %	\$3,629.75
001-000-000-322-90-02-00	Sign Permits	\$0.00	\$0.00	\$100.00	0.00 %	\$100.00
<b>Total Licenses and Permits</b>		<b>\$19,717.89</b>	<b>\$70,081.28</b>	<b>\$248,600.00</b>	<b>28.19 %</b>	<b>\$178,518.72</b>
<b>Intergovernmental Revenues</b>						
001-000-000-333-16-50-00	Columbia River Drug Task Force	\$0.00	\$0.00	\$5,000.00	0.00 %	\$5,000.00
001-000-000-334-01-20-00	WaState Court Equip Reimb	\$0.00	\$3,493.55	\$0.00		(\$3,493.55)
001-000-000-334-03-51-03	Tsc - Seatbelt Emphasis Patrols	\$0.00	\$0.00	\$1,200.00	0.00 %	\$1,200.00
001-000-000-334-03-51-04	X-52 Tsc-Speed Limit Emphasis	\$0.00	\$0.00	\$2,100.00	0.00 %	\$2,100.00
001-000-000-334-03-51-10	Distracted Driving Enforcement Patrol	\$0.00	\$0.00	\$2,500.00	0.00 %	\$2,500.00
001-000-000-334-03-51-12	Tsc - DUI Emphasis Patrol	\$0.00	\$1,148.24	\$2,500.00	45.93 %	\$1,351.76
001-000-000-334-06-95-00	RIVERCOM 911 Funding Assistance	\$0.00	\$0.00	\$6,600.00	0.00 %	\$6,600.00
001-000-000-335-00-91-00	Pud Privilege Tax	\$0.00	\$0.00	\$41,000.00	0.00 %	\$41,000.00
001-000-000-336-00-71-00	Multimodal Transportation	\$4,732.15	\$4,732.15	\$0.00		(\$4,732.15)
001-000-000-336-06-42-00	Marijuana Excise Tax Distribution	\$7,142.31	\$7,142.31	\$30,000.00	23.81 %	\$22,857.69
001-000-000-336-06-51-00	DUI - Cities Allocation	\$0.00	\$497.14	\$2,100.00	23.67 %	\$1,602.86
001-000-000-336-06-94-00	Liquor Excise Tax	\$0.00	\$16,899.62	\$70,000.00	24.14 %	\$53,100.38
001-000-000-336-06-95-00	Liquor Board Profits	\$27,864.84	\$27,864.84	\$111,500.00	24.99 %	\$83,635.16
<b>Total Intergovernmental Revenues</b>		<b>\$39,739.30</b>	<b>\$61,777.85</b>	<b>\$274,500.00</b>	<b>22.51 %</b>	<b>\$212,722.15</b>



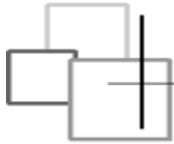
Account Number	Title	Period	Fiscal	Budget	% of Total	Balance
<b>Charges for Goods and Services</b>						
001-000-000-341-33-10-00	Background Check Fees	\$0.00	\$0.00	\$100.00	0.00 %	\$100.00
001-000-000-341-35-30-00	Duplicating Services - Court & Police	\$0.00	\$0.00	\$900.00	0.00 %	\$900.00
001-000-000-341-35-31-00	Copy and Duplication Fees - Admin	\$0.00	\$5.90	\$200.00	2.95 %	\$194.10
001-000-000-341-35-33-00	Recording and Filing Fees	\$0.00	\$0.00	\$100.00	0.00 %	\$100.00
001-000-000-341-35-35-00	Annual Admin Reimb Fees	\$0.00	\$0.00	\$7,700.00	0.00 %	\$7,700.00
001-000-000-341-96-00-00	Personnel Services	\$436.80	\$1,239.00	\$0.00		(\$1,239.00)
001-000-000-342-33-00-00	Adult Probation Services	\$4,812.90	\$14,173.08	\$80,000.00	17.72 %	\$65,826.92
001-000-000-342-36-00-00	Housing of Prisoners	\$1,480.73	\$4,691.15	\$27,000.00	17.37 %	\$22,308.85
001-000-000-342-40-00-01	Fire Marshall Inspection Ser	\$302.00	\$302.00	\$5,500.00	5.49 %	\$5,198.00
001-000-000-345-83-00-00	Plan Checking Fees	\$4,985.54	\$8,572.43	\$32,000.00	26.79 %	\$23,427.57
001-000-000-345-83-41-00	Engineering Review Fees	\$0.00	\$0.00	\$1,200.00	0.00 %	\$1,200.00
001-000-000-345-86-00-00	Sepa Permits	\$0.00	\$0.00	\$1,000.00	0.00 %	\$1,000.00
001-000-000-345-89-00-00	Planning & Development Fees	\$2,661.00	\$6,068.00	\$4,500.00	134.84 %	(\$1,568.00)
<b>Total Charges for Goods and Services</b>		<b>\$14,678.97</b>	<b>\$35,051.56</b>	<b>\$160,200.00</b>	<b>21.88 %</b>	<b>\$125,148.44</b>
<b>Fines and Penalties</b>						
001-000-000-356-50-00-00	Fines And Penalties	\$16,084.85	\$39,230.01	\$211,000.00	18.59 %	\$171,769.99
001-000-000-357-33-00-00	Public Defender Costs	\$2,865.24	\$6,339.75	\$29,000.00	21.86 %	\$22,660.25
001-000-000-357-35-00-00	Restitution	\$45.00	\$55.00	\$0.00		(\$55.00)
<b>Total Fines and Penalties</b>		<b>\$18,995.09</b>	<b>\$45,624.76</b>	<b>\$240,000.00</b>	<b>19.01 %</b>	<b>\$194,375.24</b>
<b>Miscellaneous Revenues</b>						
001-000-000-361-11-00-00	Interest Earnings	\$11,529.94	\$35,004.36	\$85,000.00	41.18 %	\$49,995.64
001-000-000-361-40-00-00	Sales Tax Interest	\$620.59	\$1,817.18	\$2,800.00	64.90 %	\$982.82
001-000-000-362-00-00-00	Rental Income - 311 9th St NE	\$886.80	\$2,066.96	\$14,400.00	14.35 %	\$12,333.04
001-000-000-369-20-00-00	Unclaimed Property	\$0.00	\$0.00	\$100.00	0.00 %	\$100.00
001-000-000-369-91-50-00	Miscellaneous Revenue	\$1.00	\$338.93	\$6,000.00	5.65 %	\$5,661.07
<b>Total Miscellaneous Revenues</b>		<b>\$13,038.33</b>	<b>\$39,227.43</b>	<b>\$108,300.00</b>	<b>36.22 %</b>	<b>\$69,072.57</b>
<b>Other Increases in Fund Resources</b>						
001-000-000-389-30-00-03	Fireworks - Cleaning Deposit	\$0.00	\$0.00	\$2,200.00	0.00 %	\$2,200.00
001-000-000-389-30-00-04	Fireworks - Dcfd Remittance	\$0.00	\$0.00	\$200.00	0.00 %	\$200.00
001-000-000-389-30-00-05	Crime Victim Assessment	\$311.12	\$743.72	\$3,900.00	19.07 %	\$3,156.28
001-000-000-389-30-00-10	State Surcharge	\$138.00	\$169.50	\$800.00	21.19 %	\$630.50
001-000-000-389-30-00-15	State Share Weapons Permit Fee	\$353.50	\$1,918.00	\$10,000.00	19.18 %	\$8,082.00
001-000-000-389-30-00-20	Court Remittance--State	\$14,782.73	\$36,773.08	\$218,000.00	16.87 %	\$181,226.92
<b>Total Other Increases in Fund Resources</b>		<b>\$15,585.35</b>	<b>\$39,604.30</b>	<b>\$235,100.00</b>	<b>16.85 %</b>	<b>\$195,495.70</b>
<b>Other Financing Sources</b>						
001-000-000-395-10-00-00	Proceeds-Disposition of Assets	\$0.00	\$52.80	\$0.00		(\$52.80)
<b>Total Other Financing Sources</b>		<b>\$0.00</b>	<b>\$52.80</b>	<b>\$0.00</b>		<b>(\$52.80)</b>
<b>Total General Fund</b>		<b>\$332,989.90</b>	<b>\$1,040,130.63</b>	<b>\$6,858,200.00</b>	<b>15.17 %</b>	<b>\$5,818,069.37</b>
<b>Street Fund</b>						
101-000-000-311-10-00-00	Property Taxes - Street Dept	\$0.00	\$0.00	\$500,000.00	0.00 %	\$500,000.00
101-000-000-313-11-00-00	Sales And Use Tax	\$50,000.00	\$317,572.02	\$350,000.00	90.73 %	\$32,427.98
101-000-000-322-40-00-00	Street Permits	\$35.00	\$70.00	\$3,700.00	1.89 %	\$3,630.00
101-000-000-336-00-71-00	Multimodal Transpo City	\$0.00	\$0.00	\$18,000.00	0.00 %	\$18,000.00

Account Number	Title	Period	Fiscal	Budget	% of Total	Balance
101-000-000-336-00-87-00	Street Fuel Excise Tax	\$21,801.50	\$64,246.88	\$299,000.00	21.49 %	\$234,753.12
101-000-000-336-00-87-05	MVA Transport Cities	\$4,140.67	\$4,140.67	\$9,700.00	42.69 %	\$5,559.33
101-000-000-343-13-00-00	SWA Administrative Services	\$825.43	\$4,072.83	\$27,500.00	14.81 %	\$23,427.17
101-000-000-343-13-00-90	SWA NPDES Reimbursement	\$9,436.76	\$12,413.93	\$240,000.00	5.17 %	\$227,586.07
101-000-000-343-13-00-95	DOE Capacity Grant - SWU	\$0.00	\$31,443.49	\$33,149.00	94.86 %	\$1,705.51
101-000-000-369-91-01-05	Miscellaneous Revenue	\$111.85	\$111.85	\$100.00	111.85 %	(\$11.85)
<b>Total Street Fund</b>		<b>\$86,351.21</b>	<b>\$434,071.67</b>	<b>\$1,481,149.00</b>	<b>29.31 %</b>	<b>\$1,047,077.33</b>
<b>Community Development Grants Fund</b>						
102-000-000-331-14-00-00	HUD CD Block Grant	\$0.00	\$0.00	\$153,841.00	0.00 %	\$153,841.00
<b>Total Community Development Grants Fund</b>		<b>\$0.00</b>	<b>\$0.00</b>	<b>\$153,841.00</b>	<b>0.00 %</b>	<b>\$153,841.00</b>
<b>Transportation Benefit District Fund</b>						
105-000-000-317-60-00-00	Car Tab Fee Revenue	\$15,047.80	\$48,549.00	\$241,000.00	20.14 %	\$192,451.00
<b>Total Transportation Benefit District Fund</b>		<b>\$15,047.80</b>	<b>\$48,549.00</b>	<b>\$241,000.00</b>	<b>20.14 %</b>	<b>\$192,451.00</b>
<b>Financing Reserves Fund</b>						
110-000-000-311-10-00-00	Property Tax	\$0.00	\$0.00	\$165,000.00	0.00 %	\$165,000.00
<b>Total Financing Reserves Fund</b>		<b>\$0.00</b>	<b>\$0.00</b>	<b>\$165,000.00</b>	<b>0.00 %</b>	<b>\$165,000.00</b>
<b>Library Fund</b>						
112-000-000-347-20-00-00	Library Services	\$0.00	\$0.00	\$6,500.00	0.00 %	\$6,500.00
<b>Total Library Fund</b>		<b>\$0.00</b>	<b>\$0.00</b>	<b>\$6,500.00</b>	<b>0.00 %</b>	<b>\$6,500.00</b>
<b>Hotel/Motel Tax Fund</b>						
113-000-000-313-31-02-00	HM Tax - Allocated	\$4,785.78	\$16,215.67	\$56,850.00	28.52 %	\$40,634.33
113-000-000-313-31-04-00	H/M Tax Allocated	\$4,785.79	\$16,215.67	\$56,850.00	28.52 %	\$40,634.33
<b>Total Hotel/Motel Tax Fund</b>		<b>\$9,571.57</b>	<b>\$32,431.34</b>	<b>\$113,700.00</b>	<b>28.52 %</b>	<b>\$81,268.66</b>
<b>Drug Fund</b>						
114-000-000-356-50-03-00	Drug Investigation	\$3.58	\$13.35	\$150.00	8.90 %	\$136.65
<b>Total Drug Fund</b>		<b>\$3.58</b>	<b>\$13.35</b>	<b>\$150.00</b>	<b>8.90 %</b>	<b>\$136.65</b>
<b>Criminal Justice Fund</b>						
116-000-000-336-06-21-00	Crim Justice - Population	\$0.00	\$997.08	\$3,700.00	26.95 %	\$2,702.92
116-000-000-336-06-26-00	Crim Just - Special Programs	\$0.00	\$3,596.67	\$13,400.00	26.84 %	\$9,803.33
<b>Total Criminal Justice Fund</b>		<b>\$0.00</b>	<b>\$4,593.75</b>	<b>\$17,100.00</b>	<b>26.86 %</b>	<b>\$12,506.25</b>
<b>Events Board Fund</b>						
117-000-100-313-31-00-00	H/M Tax - Events	\$4,785.79	\$16,215.77	\$60,000.00	27.03 %	\$43,784.23
117-000-200-347-40-02-01	Easter Egg Hunt Admission Fees	\$0.00	\$0.00	\$1,600.00	0.00 %	\$1,600.00
117-000-300-347-40-12-02	Classy Chassis Parade/car Show	\$515.00	\$515.00	\$10,000.00	5.15 %	\$9,485.00
117-000-300-347-40-12-03	Classy Chassis Vendor Fees	\$50.00	\$50.00	\$0.00		(\$50.00)
117-000-300-347-90-00-12	Classy Chassis Sponsorships	\$0.00	\$0.00	\$9,000.00	0.00 %	\$9,000.00
117-000-300-347-90-12-00	Classy Chassis Merchandise Sales	\$0.00	\$0.00	\$1,650.00	0.00 %	\$1,650.00
117-000-400-347-40-11-03	Wings & Wheels Car Show Registration	\$0.00	\$0.00	\$5,500.00	0.00 %	\$5,500.00
117-000-400-347-40-11-07	Wings & Wheels Vendor Fees	\$0.00	\$0.00	\$300.00	0.00 %	\$300.00
117-000-400-347-90-00-01	Wings & Wheels Donations	\$0.00	\$0.00	\$1,000.00	0.00 %	\$1,000.00
117-000-400-347-90-00-11	Wings & Wheels Sponsorships	\$0.00	\$800.00	\$6,500.00	12.31 %	\$5,700.00
117-000-400-347-90-00-13	Schedule of Events Brochure	\$0.00	\$0.00	\$5,000.00	0.00 %	\$5,000.00
117-000-450-347-90-00-12	PkwyPile-up Car Show Sponsorship	\$0.00	\$0.00	\$450.00	0.00 %	\$450.00

Account Number	Title	Period	Fiscal	Budget	% of Total	Balance
117-000-450-347-90-00-15	PkwyPile-up Car Show Misc Revenue	\$0.00	\$0.00	\$270.00	0.00 %	\$270.00
117-000-500-367-19-00-01	Christmas Sponsorships	\$0.00	\$0.00	\$2,000.00	0.00 %	\$2,000.00
<b>Total Events Board Fund</b>		<b>\$5,350.79</b>	<b>\$17,580.77</b>	<b>\$103,270.00</b>	<b>17.02 %</b>	<b>\$85,689.23</b>
<b>Bond Redemption Fund</b>						
202-000-000-311-10-00-00	Property Tax	\$24,213.06	\$24,213.06	\$30,000.00	80.71 %	\$5,786.94
<b>Total Bond Redemption Fund</b>		<b>\$24,213.06</b>	<b>\$24,213.06</b>	<b>\$30,000.00</b>	<b>80.71 %</b>	<b>\$5,786.94</b>
<b>Street Improvements Fund</b>						
301-000-000-311-10-00-00	Property Tax	\$0.00	\$0.00	\$17,678.00	0.00 %	\$17,678.00
301-000-000-334-03-60-01	SRTS - 5th St NE: Sterling	\$0.00	\$0.00	\$50,000.00	0.00 %	\$50,000.00
301-000-000-334-03-60-02	SRTS - 5th St NE: Kenroy	\$0.00	\$0.00	\$30,000.00	0.00 %	\$30,000.00
301-000-000-334-03-80-05	TIB Grant Road/Eastmont Ave Intersection Repair	\$0.00	\$0.00	\$97,000.00	0.00 %	\$97,000.00
301-000-000-334-03-80-07	TIB - S. Kentucky & 5th ST. NE	\$0.00	\$0.00	\$27,000.00	0.00 %	\$27,000.00
301-000-000-334-03-80-08	TIB 3rd St SE/Highline Drive Roundabout	\$0.00	\$0.00	\$85,000.00	0.00 %	\$85,000.00
301-000-000-334-03-80-11	TIB VMP/15th St Overlay	\$0.00	\$0.00	\$659,000.00	0.00 %	\$659,000.00
301-000-000-334-04-20-02	PWTFL - 10th Street Design	\$0.00	\$0.00	\$750,000.00	0.00 %	\$750,000.00
301-000-000-397-41-10-05	Transfer In-TBD Fund 105 Proj Funding	\$0.00	\$0.00	\$360,000.00	0.00 %	\$360,000.00
<b>Total Street Improvements Fund</b>		<b>\$0.00</b>	<b>\$0.00</b>	<b>\$2,075,678.00</b>	<b>0.00 %</b>	<b>\$2,075,678.00</b>
<b>Storm Water Improvements Fund</b>						
308-000-000-334-03-10-00	State Ecology Grant	\$0.00	\$0.00	\$37,500.00	0.00 %	\$37,500.00
308-000-000-343-13-00-00	GEWSWU 10th St Design	\$0.00	\$0.00	\$225,000.00	0.00 %	\$225,000.00
308-000-000-343-13-00-30	SWA Small Improvement Projects	\$0.00	\$0.00	\$100,000.00	0.00 %	\$100,000.00
308-000-000-343-13-00-83	DOE Grant 19th St. NW Design	\$0.00	\$0.00	\$250,000.00	0.00 %	\$250,000.00
<b>Total Storm Water Improvements Fund</b>		<b>\$0.00</b>	<b>\$0.00</b>	<b>\$612,500.00</b>	<b>0.00 %</b>	<b>\$612,500.00</b>
<b>Capital Improvements Fund</b>						
314-000-000-311-10-00-00	Real and Personal Property Taxes	\$0.00	\$0.00	\$100,000.00	0.00 %	\$100,000.00
314-000-000-318-34-00-00	Real Estate Excise Tax	\$27,434.90	\$37,446.06	\$350,000.00	10.70 %	\$312,553.94
314-000-000-333-10-00-00	Douglas County Regional Share	\$0.00	\$0.00	\$188,000.00	0.00 %	\$188,000.00
<b>Total Capital Improvements Fund</b>		<b>\$27,434.90</b>	<b>\$37,446.06</b>	<b>\$638,000.00</b>	<b>5.87 %</b>	<b>\$600,553.94</b>
<b>Equipment Purchase, Repair &amp; Replacement Fund</b>						
501-000-000-313-11-00-10	Sales & Use Tax - Police	\$0.00	\$100,000.00	\$150,000.00	66.67 %	\$50,000.00
501-000-000-313-11-00-20	Sales & Use Tax - Streets	\$100,000.00	\$200,000.00	\$300,000.00	66.67 %	\$100,000.00
<b>Total Equipment Purchase, Repair &amp; Replacement Fund</b>		<b>\$100,000.00</b>	<b>\$300,000.00</b>	<b>\$450,000.00</b>	<b>66.67 %</b>	<b>\$150,000.00</b>
<b>Grand Totals</b>		<b>\$600,962.81</b>	<b>\$1,939,029.63</b>	<b>\$12,946,088.00</b>	<b>14.98 %</b>	<b>\$11,007,058.37</b>

## Totals By Fund

Fund Number	Title	Period	Fiscal	Budget	% of Total	Balance
001-000-000-000-00-00-00	General Fund	\$332,989.90	\$1,040,130.63	\$6,858,200.00	15.17 %	\$5,818,069.37
101-000-000-000-00-00-00	Street Fund	\$86,351.21	\$434,071.67	\$1,481,149.00	29.31 %	\$1,047,077.33
102-000-000-000-00-00-00	Community Development Grants Fund	\$0.00	\$0.00	\$153,841.00	0.00 %	\$153,841.00
105-000-000-000-00-00-00	Transportation Benefit District Fund	\$15,047.80	\$48,549.00	\$241,000.00	20.14 %	\$192,451.00
110-000-000-000-00-00-00	Financing Reserves Fund	\$0.00	\$0.00	\$165,000.00	0.00 %	\$165,000.00
112-000-000-000-00-00-00	Library Fund	\$0.00	\$0.00	\$6,500.00	0.00 %	\$6,500.00
113-000-000-000-00-00-00	Hotel/Motel Tax Fund	\$9,571.57	\$32,431.34	\$113,700.00	28.52 %	\$81,268.66
114-000-000-000-00-00-00	Drug Fund	\$3.58	\$13.35	\$150.00	8.90 %	\$136.65
116-000-000-000-00-00-00	Criminal Justice Fund	\$0.00	\$4,593.75	\$17,100.00	26.86 %	\$12,506.25
117-000-000-000-00-00-00	Events Board Fund	\$5,350.79	\$17,580.77	\$103,270.00	17.02 %	\$85,689.23
202-000-000-000-00-00-00	Bond Redemption Fund	\$24,213.06	\$24,213.06	\$30,000.00	80.71 %	\$5,786.94
301-000-000-000-00-00-00	Street Improvements Fund	\$0.00	\$0.00	\$2,075,678.00	0.00 %	\$2,075,678.00
308-000-000-000-00-00-00	Storm Water Improvements Fund	\$0.00	\$0.00	\$612,500.00	0.00 %	\$612,500.00
314-000-000-000-00-00-00	Capital Improvements Fund	\$27,434.90	\$37,446.06	\$638,000.00	5.87 %	\$600,553.94
501-000-000-000-00-00-00	Equipment Purchase, Repair & Replacement Fund	\$100,000.00	\$300,000.00	\$450,000.00	66.67 %	\$150,000.00
<b>Grand Totals</b>		<b>\$600,962.81</b>	<b>\$1,939,029.63</b>	<b>\$12,946,088.00</b>	<b>14.98 %</b>	<b>\$11,007,058.37</b>



# Expenditure

Starting Account Number: 001-000-001-515-10-40-00 Professional Services - Legal  
 Ending Account Number: 501-001-000-508-80-00-00 Ending EPM&R Fund Balance - Unreserved  
 Period: 2019 - March 2019

Account Number	Title	Period	Fiscal	Budget	% of Total	Balance
<b>General Fund</b>						
<b>General Government</b>						
001-000-001-518-20-40-00	Property Management - 311 9th St NE	\$0.00	\$0.00	\$1,200.00	0.00 %	\$1,200.00
001-000-001-518-90-40-00	GWATA Membership	\$0.00	\$0.00	\$300.00	0.00 %	\$300.00
001-000-001-518-91-30-00	Wellness	\$181.16	\$945.39	\$2,500.00	37.82 %	\$1,554.61
001-000-001-518-93-49-00	City Theme	\$0.00	\$0.00	\$1,000.00	0.00 %	\$1,000.00
001-000-001-521-10-29-00	Leoff 1 Ins Premiums/misc	\$2,998.72	\$8,996.16	\$34,000.00	26.46 %	\$25,003.84
001-000-001-528-70-40-00	River Com	\$28,242.67	\$84,728.01	\$340,000.00	24.92 %	\$255,271.99
001-000-001-539-30-40-00	Animal Control	\$0.00	\$12,252.48	\$73,515.00	16.67 %	\$61,262.52
001-000-001-558-60-41-00	Chelan-Douglas Transportation Council	\$0.00	\$13,265.00	\$13,265.00	100.00 %	\$0.00
001-000-001-558-70-40-00	Contributions - Region	\$0.00	\$5,000.00	\$25,000.00	20.00 %	\$20,000.00
001-000-001-558-70-41-00	Ncw Economic Development Dist	\$0.00	\$0.00	\$1,250.00	0.00 %	\$1,250.00
001-000-001-558-70-41-05	NCWEDD Chelan/Douglas Trends	\$0.00	\$0.00	\$1,500.00	0.00 %	\$1,500.00
001-000-001-558-70-41-07	Wenatchee Valley Chamber of Commerce	\$0.00	\$0.00	\$360.00	0.00 %	\$360.00
001-000-001-558-70-41-10	Spirit of Wenatchee Miss Veedol	\$0.00	\$0.00	\$3,000.00	0.00 %	\$3,000.00
001-000-001-564-00-40-00	Comm Mental Health (2% Liquor)	\$0.00	\$772.26	\$3,600.00	21.45 %	\$2,827.74
001-000-001-588-80-00-00	Prior Year Corrections	\$0.00	\$1,766.00	\$0.00		(\$1,766.00)
001-000-001-594-58-60-01	City Land Purchase - 1002 Colorado Ave	\$0.00	\$240,186.69	\$0.00		(\$240,186.69)
<b>Total General Government</b>		<b>\$31,422.55</b>	<b>\$367,911.99</b>	<b>\$500,490.00</b>	<b>73.51 %</b>	<b>\$132,578.01</b>
<b>Legislative</b>						
001-000-110-511-60-10-00	Salaries	\$15,775.27	\$43,326.24	\$165,000.00	26.26 %	\$121,673.76
001-000-110-511-60-20-00	Benefits	\$5,107.72	\$13,229.83	\$95,000.00	13.93 %	\$81,770.17
001-000-110-511-60-21-50	Public Defender	\$8,100.00	\$24,800.00	\$96,000.00	25.83 %	\$71,200.00
001-000-110-511-60-30-00	Public Defender Conflicts	\$375.00	\$727.50	\$6,000.00	12.13 %	\$5,272.50
001-000-110-511-60-31-00	Office Supplies	\$0.00	\$0.00	\$400.00	0.00 %	\$400.00
001-000-110-511-60-31-05	Newsletter Printing & Mailing	\$0.00	\$1,990.24	\$11,000.00	18.09 %	\$9,009.76
001-000-110-511-60-31-10	Public Records Expenses	\$25.23	\$25.23	\$90.00	28.03 %	\$64.77
001-000-110-511-60-40-00	Training	\$0.00	\$874.47	\$4,000.00	21.86 %	\$3,125.53
001-000-110-511-60-41-00	Professional Services	\$10,630.00	\$10,630.00	\$16,000.00	66.44 %	\$5,370.00
001-000-110-511-60-41-20	Awc Annual Membership Fee	\$9,703.00	\$9,703.00	\$9,703.00	100.00 %	\$0.00
001-000-110-511-60-42-01	Telephone	\$0.00	\$587.82	\$1,800.00	32.66 %	\$1,212.18
001-000-110-511-60-43-00	Travel	\$0.00	\$0.00	\$2,100.00	0.00 %	\$2,100.00
001-000-110-511-60-43-01	Travel - Misawa	\$0.00	\$0.00	\$5,000.00	0.00 %	\$5,000.00
001-000-110-511-60-44-00	Advertising	\$0.00	\$220.56	\$6,500.00	3.39 %	\$6,279.44
001-000-110-511-60-45-00	Election Costs - Registered Voters	\$19,902.02	\$19,902.02	\$21,000.00	94.77 %	\$1,097.98
001-000-110-511-60-46-00	Insurance	\$40.54	\$1,045.27	\$11,000.00	9.50 %	\$9,954.73
001-000-110-511-60-47-00	Background Check Costs	\$24.00	\$72.00	\$250.00	28.80 %	\$178.00

Account Number	Title	Period	Fiscal	Budget	% of Total	Balance
001-000-110-511-60-49-00	Miscellaneous	\$22.40	\$568.74	\$5,000.00	11.37 %	\$4,431.26
<b>Total Legislative</b>		<b>\$69,705.18</b>	<b>\$127,702.92</b>	<b>\$455,843.00</b>	<b>28.01 %</b>	<b>\$328,140.08</b>
<b>Municipal Court</b>						
001-000-120-512-50-10-00	Salaries	\$15,071.50	\$45,214.50	\$182,000.00	24.84 %	\$136,785.50
001-000-120-512-50-12-00	Salaries - Probation Svcs	\$4,404.82	\$13,214.46	\$53,000.00	24.93 %	\$39,785.54
001-000-120-512-50-20-00	Benefits	\$5,341.25	\$16,020.24	\$66,000.00	24.27 %	\$49,979.76
001-000-120-512-50-22-00	Benefits - Probation Svcs	\$2,946.05	\$8,843.56	\$36,000.00	24.57 %	\$27,156.44
001-000-120-512-50-31-00	Office Supplies	\$531.26	\$531.26	\$3,300.00	16.10 %	\$2,768.74
001-000-120-512-50-40-00	Training	\$0.00	\$865.00	\$1,500.00	57.67 %	\$635.00
001-000-120-512-50-43-00	Travel	\$0.00	\$1,803.56	\$4,000.00	45.09 %	\$2,196.44
001-000-120-512-50-46-00	Insurance	\$71.22	\$176.89	\$12,600.00	1.40 %	\$12,423.11
001-000-120-512-50-49-00	Miscellaneous	\$0.00	\$41.09	\$1,200.00	3.42 %	\$1,158.91
001-000-120-512-50-49-01	Interpreting	\$0.00	\$0.00	\$5,000.00	0.00 %	\$5,000.00
001-000-120-512-50-49-02	Judge Protems	\$600.00	\$675.00	\$4,000.00	16.88 %	\$3,325.00
001-000-120-512-50-49-03	Witness Fees	\$75.24	\$75.24	\$500.00	15.05 %	\$424.76
001-000-120-512-50-49-04	Juror Fees	\$656.44	\$656.44	\$2,000.00	32.82 %	\$1,343.56
001-000-120-512-50-49-09	Security	\$1,056.25	\$1,056.25	\$6,000.00	17.60 %	\$4,943.75
001-000-120-594-12-60-00	Capital Outlay	\$519.80	\$19,859.18	\$21,000.00	94.57 %	\$1,140.82
<b>Total Municipal Court</b>		<b>\$31,273.83</b>	<b>\$109,032.67</b>	<b>\$398,100.00</b>	<b>27.39 %</b>	<b>\$289,067.33</b>
<b>City Clerk</b>						
001-000-140-514-20-10-00	Salaries	\$7,095.84	\$20,678.52	\$76,000.00	27.21 %	\$55,321.48
001-000-140-514-20-20-00	Benefits	\$3,268.20	\$9,712.22	\$39,000.00	24.90 %	\$29,287.78
001-000-140-514-20-31-00	Office Supplies	\$0.00	\$3.29	\$3,000.00	0.11 %	\$2,996.71
001-000-140-514-20-31-01	Central Stores	\$506.35	\$1,037.95	\$4,000.00	25.95 %	\$2,962.05
001-000-140-514-20-40-00	Training	\$0.00	\$70.00	\$2,000.00	3.50 %	\$1,930.00
001-000-140-514-20-41-00	Membership Dues & Publications	\$14.06	\$198.12	\$1,200.00	16.51 %	\$1,001.88
001-000-140-514-20-43-00	Travel	\$1,317.80	\$1,317.80	\$2,500.00	52.71 %	\$1,182.20
001-000-140-514-20-44-00	Advertising	\$173.40	\$173.40	\$2,000.00	8.67 %	\$1,826.60
001-000-140-514-20-46-00	Insurance	\$35.78	\$38.68	\$8,000.00	0.48 %	\$7,961.32
001-000-140-514-20-48-00	Repairs & Maintenance	\$0.00	\$0.00	\$500.00	0.00 %	\$500.00
001-000-140-514-20-49-00	Miscellaneous	\$0.00	\$1.78	\$750.00	0.24 %	\$748.22
001-000-140-514-30-20-00	Records Services	\$0.00	\$0.00	\$1,000.00	0.00 %	\$1,000.00
001-000-140-514-30-25-00	Codification	\$0.00	\$0.00	\$2,100.00	0.00 %	\$2,100.00
<b>Total City Clerk</b>		<b>\$12,411.43</b>	<b>\$33,231.76</b>	<b>\$142,050.00</b>	<b>23.39 %</b>	<b>\$108,818.24</b>
<b>Internal Services</b>						
001-000-141-514-20-31-01	Office Machine Costs	\$105.35	\$2,054.85	\$14,000.00	14.68 %	\$11,945.15
001-000-141-514-20-42-01	Telephone Line Charges	\$1,073.06	\$3,741.10	\$13,000.00	28.78 %	\$9,258.90
001-000-141-514-20-42-03	Postage	\$0.00	\$0.00	\$8,000.00	0.00 %	\$8,000.00
001-000-141-514-20-48-00	Repairs & Maintenance	\$585.48	\$687.75	\$1,500.00	45.85 %	\$812.25
001-000-141-514-20-49-00	Miscellaneous	\$0.00	\$0.00	\$500.00	0.00 %	\$500.00
<b>Total Internal Services</b>		<b>\$1,763.89</b>	<b>\$6,483.70</b>	<b>\$37,000.00</b>	<b>17.52 %</b>	<b>\$30,516.30</b>
<b>Finance</b>						
001-000-142-514-20-10-00	Salaries	\$14,245.38	\$42,333.31	\$174,000.00	24.33 %	\$131,666.69
001-000-142-514-20-20-00	Benefits	\$6,430.93	\$19,035.74	\$80,000.00	23.79 %	\$60,964.26
001-000-142-514-20-31-00	Office Supplies	\$0.00	\$44.02	\$1,700.00	2.59 %	\$1,655.98

Account Number	Title	Period	Fiscal	Budget	% of Total	Balance
001-000-142-514-20-43-00	Travel	\$0.00	\$0.00	\$600.00	0.00 %	\$600.00
001-000-142-514-20-46-00	Insurance	\$35.12	\$37.77	\$8,000.00	0.47 %	\$7,962.23
001-000-142-514-20-49-00	Miscellaneous	\$0.00	\$0.00	\$400.00	0.00 %	\$400.00
001-000-142-514-23-20-00	Budgeting, Accting, & Auditing	\$0.00	\$0.00	\$22,000.00	0.00 %	\$22,000.00
001-000-142-514-25-30-00	Bank Charges & Fees	\$267.13	\$806.83	\$4,000.00	20.17 %	\$3,193.17
001-000-142-514-40-20-00	Training	\$0.00	\$250.00	\$2,000.00	12.50 %	\$1,750.00
<b>Total Finance</b>		<b>\$20,978.56</b>	<b>\$62,507.67</b>	<b>\$292,700.00</b>	<b>21.36 %</b>	<b>\$230,192.33</b>
<b>Information Technology</b>						
001-000-145-514-00-10-00	IT Salaries	\$7,586.00	\$15,172.00	\$92,000.00	16.49 %	\$76,828.00
001-000-145-514-00-20-00	IT Benefits	\$3,643.69	\$7,287.38	\$36,000.00	20.24 %	\$28,712.62
001-000-145-514-00-40-00	Memberships	\$75.00	\$75.00	\$0.00		(\$75.00)
001-000-145-514-10-10-00	IT Contractor	\$2,671.46	\$2,671.46	\$0.00		(\$2,671.46)
001-000-145-514-20-31-00	Supplies	\$245.53	\$245.53	\$0.00		(\$245.53)
001-000-145-514-20-40-00	Network Services	\$0.00	\$6,971.33	\$0.00		(\$6,971.33)
001-000-145-514-20-40-05	Disaster Backup System Support	\$0.00	\$0.00	\$9,000.00	0.00 %	\$9,000.00
001-000-145-514-20-40-10	Annual Fee - ESRI GIS System License	\$0.00	\$0.00	\$1,100.00	0.00 %	\$1,100.00
001-000-145-514-20-40-20	Annual License - Spillman, NetMotion & Ragnasoft	\$0.00	\$0.00	\$20,645.00	0.00 %	\$20,645.00
001-000-145-514-20-40-30	Annual Fee - Vision Financial Software	\$0.00	\$5,626.97	\$6,000.00	93.78 %	\$373.03
001-000-145-514-20-40-35	Annual License Fee - Evidence.com	\$0.00	\$0.00	\$7,000.00	0.00 %	\$7,000.00
001-000-145-514-20-40-40	Annual Subscription - Granicus	\$7,526.01	\$7,526.01	\$7,000.00	107.51 %	(\$526.01)
001-000-145-514-20-40-50	Annual License - FTR Recording System	\$0.00	\$0.00	\$1,500.00	0.00 %	\$1,500.00
001-000-145-514-20-40-55	Annual Support & Maintenance - Laserfiche	\$0.00	\$0.00	\$8,500.00	0.00 %	\$8,500.00
001-000-145-514-20-40-60	Service Package - Laserfiche (Legal, Police, & Planning)	\$0.00	\$0.00	\$8,000.00	0.00 %	\$8,000.00
001-000-145-514-20-48-00	Repairs & Maintenance	\$0.00	\$0.00	\$1,000.00	0.00 %	\$1,000.00
001-000-145-514-20-49-00	Miscellaneous	\$108.32	\$142.38	\$300.00	47.46 %	\$157.62
001-000-145-594-14-60-20	Capital - Cmptr Software Admin	\$21.64	\$122.81	\$28,000.00	0.44 %	\$27,877.19
001-000-145-594-14-60-25	Capital - Cmptr Hdwe Admin	\$2,478.18	\$2,478.18	\$25,000.00	9.91 %	\$22,521.82
001-000-145-594-14-60-27	Capital - Cmptr Equip Police	\$421.98	\$421.98	\$25,000.00	1.69 %	\$24,578.02
001-000-145-594-14-60-35	Capital - Cmptr Equip Admin	\$268.89	\$635.77	\$6,500.00	9.78 %	\$5,864.23
001-000-145-594-14-60-40	Capital - Cmptr Sftwr Police	\$0.00	\$0.00	\$1,500.00	0.00 %	\$1,500.00
<b>Total Information Technology</b>		<b>\$25,046.70</b>	<b>\$49,376.80</b>	<b>\$284,045.00</b>	<b>17.38 %</b>	<b>\$234,668.20</b>
<b>Legal</b>						
001-000-151-515-31-10-00	Salaries	\$11,634.60	\$35,306.62	\$139,000.00	25.40 %	\$103,693.38
001-000-151-515-31-20-00	Benefits	\$5,310.83	\$16,171.83	\$65,000.00	24.88 %	\$48,828.17
001-000-151-515-31-20-10	Training	\$0.00	\$35.00	\$1,000.00	3.50 %	\$965.00
001-000-151-515-31-25-00	Professional Services	\$0.00	\$0.00	\$2,500.00	0.00 %	\$2,500.00
001-000-151-515-31-25-10	Licensing	\$0.00	\$0.00	\$500.00	0.00 %	\$500.00
001-000-151-515-31-31-00	Office Supplies	\$0.00	\$0.00	\$300.00	0.00 %	\$300.00
001-000-151-515-31-43-00	Travel	\$0.00	\$0.00	\$2,000.00	0.00 %	\$2,000.00
001-000-151-515-31-46-00	Insurance	\$26.58	\$31.37	\$11,000.00	0.29 %	\$10,968.63
001-000-151-515-31-49-00	Miscellaneous	\$0.00	\$0.00	\$5,000.00	0.00 %	\$5,000.00
001-000-151-515-35-25-05	Litigation Expenses	\$0.00	\$0.00	\$500.00	0.00 %	\$500.00

Account Number	Title	Period	Fiscal	Budget	% of Total	Balance
001-000-151-596-00-60-00	Capital Outlay	\$0.00	\$0.00	\$500.00	0.00 %	\$500.00
<b>Total Legal</b>		<b>\$16,972.01</b>	<b>\$51,544.82</b>	<b>\$227,300.00</b>	<b>22.68 %</b>	<b>\$175,755.18</b>
<b>Civil Service</b>						
001-000-160-521-10-10-00	Salaries	\$0.00	\$520.00	\$3,120.00	16.67 %	\$2,600.00
001-000-160-521-10-46-00	Insurance	\$19.03	\$20.92	\$6,500.00	0.32 %	\$6,479.08
001-000-160-521-10-49-00	Miscellaneous	\$0.00	\$0.00	\$100.00	0.00 %	\$100.00
<b>Total Civil Service</b>		<b>\$19.03</b>	<b>\$540.92</b>	<b>\$9,720.00</b>	<b>5.57 %</b>	<b>\$9,179.08</b>
<b>Central Services</b>						
001-000-180-518-30-31-06	Cleaning & Sanitation Supplies	\$69.41	\$325.93	\$2,000.00	16.30 %	\$1,674.07
001-000-180-518-30-35-00	Small Tools & Equipment	\$0.00	\$84.01	\$10,000.00	0.84 %	\$9,915.99
001-000-180-518-30-41-00	Professional Services	\$230.70	\$940.08	\$20,000.00	4.70 %	\$19,059.92
001-000-180-518-30-41-01	Contracted Custodial Services	\$3,816.60	\$6,214.43	\$24,000.00	25.89 %	\$17,785.57
001-000-180-518-30-41-05	Security Services	\$0.00	\$0.00	\$2,000.00	0.00 %	\$2,000.00
001-000-180-518-30-46-00	Insurance	\$54.97	\$76.09	\$41,000.00	0.19 %	\$40,923.91
001-000-180-518-30-47-00	Utilities	\$4,895.59	\$7,282.41	\$25,000.00	29.13 %	\$17,717.59
001-000-180-518-30-48-00	Repairs & Maintenance	\$759.69	\$5,681.89	\$12,000.00	47.35 %	\$6,318.11
001-000-180-518-30-49-00	Miscellaneous	\$19.47	\$19.47	\$2,000.00	0.97 %	\$1,980.53
001-000-180-518-30-49-01	Landscaping	\$0.00	\$0.00	\$12,000.00	0.00 %	\$12,000.00
001-000-180-518-61-41-00	Judgements & Settlements	\$0.00	\$0.00	\$18,000.00	0.00 %	\$18,000.00
001-000-180-518-92-20-00	Ancillary (interfund maintenance)	\$677.38	\$3,273.82	\$6,000.00	54.56 %	\$2,726.18
001-000-180-594-18-60-00	Capital Outlay	\$3,749.89	\$4,821.07	\$10,000.00	48.21 %	\$5,178.93
<b>Total Central Services</b>		<b>\$14,273.70</b>	<b>\$28,719.20</b>	<b>\$184,000.00</b>	<b>15.61 %</b>	<b>\$155,280.80</b>
<b>Law Enforcement</b>						
001-000-210-521-10-10-00	Salaries	\$164,280.94	\$520,765.64	\$2,100,000.00	24.80 %	\$1,579,234.36
001-000-210-521-10-10-02	Overtime Salaries	\$22,172.90	\$39,137.09	\$150,000.00	26.09 %	\$110,862.91
001-000-210-521-10-10-03	Overtime Salaries-Traf Control	\$300.30	\$300.30	\$8,000.00	3.75 %	\$7,699.70
001-000-210-521-10-20-00	Benefits	\$63,606.76	\$188,592.53	\$800,000.00	23.57 %	\$611,407.47
001-000-210-521-10-20-01	Clothing Allowance	\$802.77	\$2,976.47	\$15,600.00	19.08 %	\$12,623.53
001-000-210-521-10-31-00	Office Supplies	\$1,193.32	\$2,876.39	\$8,000.00	35.95 %	\$5,123.61
001-000-210-521-10-31-05	Office Machine Costs	\$0.00	\$297.22	\$5,000.00	5.94 %	\$4,702.78
001-000-210-521-10-32-00	Fuel Consumed	\$7,690.57	\$7,690.57	\$45,000.00	17.09 %	\$37,309.43
001-000-210-521-10-35-00	Small Tools & Equipment	\$5,152.68	\$5,934.75	\$13,000.00	45.65 %	\$7,065.25
001-000-210-521-10-35-02	Waspc Traffic Safety Grant	\$0.00	\$0.00	\$3,000.00	0.00 %	\$3,000.00
001-000-210-521-10-35-05	Bulletproof Vests	\$0.00	\$0.00	\$4,000.00	0.00 %	\$4,000.00
001-000-210-521-10-35-06	US Marshall Fugitive Task Force	\$0.00	\$0.00	\$1,500.00	0.00 %	\$1,500.00
001-000-210-521-10-41-00	Professional Services	\$391.40	\$2,674.35	\$14,000.00	19.10 %	\$11,325.65
001-000-210-521-10-42-01	Telephone	\$1,855.20	\$3,751.15	\$28,000.00	13.40 %	\$24,248.85
001-000-210-521-10-42-03	Postage	\$73.37	\$182.08	\$1,200.00	15.17 %	\$1,017.92
001-000-210-521-10-43-00	Travel	\$3,819.88	\$5,650.05	\$22,000.00	25.68 %	\$16,349.95
001-000-210-521-10-46-00	Insurance	\$444.72	\$4,095.55	\$72,000.00	5.69 %	\$67,904.45
001-000-210-521-10-48-00	Repairs & Maintenance	\$188.92	\$768.66	\$8,000.00	9.61 %	\$7,231.34
001-000-210-521-10-49-00	Miscellaneous	\$0.00	\$171.07	\$5,500.00	3.11 %	\$5,328.93
001-000-210-521-10-49-01	Reserves	\$0.00	\$0.00	\$1,500.00	0.00 %	\$1,500.00
001-000-210-521-10-49-02	Dry Cleaning Services	\$18.94	\$47.07	\$1,500.00	3.14 %	\$1,452.93
001-000-210-521-30-40-00	Crime Prevention	\$0.00	\$0.00	\$750.00	0.00 %	\$750.00



Account Number	Title	Period	Fiscal	Budget	% of Total	Balance
001-000-210-521-40-22-00	Training-Police Chief	\$0.00	\$180.00	\$1,000.00	18.00 %	\$820.00
001-000-210-521-40-25-00	Training--Officers	\$0.00	\$770.00	\$8,000.00	9.63 %	\$7,230.00
001-000-210-521-40-27-00	Training--Office Staff	\$250.00	\$500.00	\$800.00	62.50 %	\$300.00
001-000-210-521-40-30-00	Training - Recruits-Academy	\$0.00	\$0.00	\$9,600.00	0.00 %	\$9,600.00
001-000-210-521-50-10-00	Ancillary (interfund vehicle maintenance)	\$0.00	\$0.00	\$2,400.00	0.00 %	\$2,400.00
001-000-210-521-50-49-00	Other Services	\$0.00	\$0.00	\$1,500.00	0.00 %	\$1,500.00
001-000-210-594-21-60-00	Capital Outlay	\$17,976.44	\$21,566.93	\$42,000.00	51.35 %	\$20,433.07
<b>Total Law Enforcement</b>		<b>\$290,219.11</b>	<b>\$808,927.87</b>	<b>\$3,372,850.00</b>	<b>23.98 %</b>	<b>\$2,563,922.13</b>
<b>Jail Services</b>						
001-000-230-523-21-10-00	Housing & Monitoring Prisoners	\$0.00	\$0.00	\$302,000.00	0.00 %	\$302,000.00
001-000-230-523-60-20-00	Medical Care For Prisoners	\$0.00	\$2,839.62	\$11,000.00	25.81 %	\$8,160.38
001-000-230-527-60-30-00	Juvenile Detention	\$0.00	\$0.00	\$8,000.00	0.00 %	\$8,000.00
<b>Total Jail Services</b>		<b>\$0.00</b>	<b>\$2,839.62</b>	<b>\$321,000.00</b>	<b>0.88 %</b>	<b>\$318,160.38</b>
<b>Public Works</b>						
001-000-315-542-10-10-00	Salaries	\$6,867.00	\$20,601.00	\$83,000.00	24.82 %	\$62,399.00
001-000-315-542-10-20-00	Benefits	\$3,330.18	\$9,965.46	\$42,000.00	23.73 %	\$32,034.54
001-000-315-542-10-31-00	Office Supplies	\$50.93	\$50.93	\$750.00	6.79 %	\$699.07
001-000-315-542-10-35-00	Small Tools & Equipment	\$0.00	\$0.00	\$500.00	0.00 %	\$500.00
001-000-315-542-10-43-00	Travel	\$0.00	\$0.00	\$1,000.00	0.00 %	\$1,000.00
001-000-315-542-10-46-00	Insurance	\$24.94	\$29.10	\$10,500.00	0.28 %	\$10,470.90
001-000-315-542-10-49-00	Training	\$0.00	\$0.00	\$2,000.00	0.00 %	\$2,000.00
001-000-315-542-10-49-01	Miscellaneous	\$0.00	\$0.00	\$1,000.00	0.00 %	\$1,000.00
001-000-315-542-10-49-05	Registrations	\$0.00	\$0.00	\$1,000.00	0.00 %	\$1,000.00
001-000-315-542-10-49-10	Memberships	\$0.00	\$124.00	\$300.00	41.33 %	\$176.00
001-000-315-544-20-45-00	Engineering Support Services	\$984.51	\$984.51	\$10,000.00	9.85 %	\$9,015.49
<b>Total Public Works</b>		<b>\$11,257.56</b>	<b>\$31,755.00</b>	<b>\$152,050.00</b>	<b>20.88 %</b>	<b>\$120,295.00</b>
<b>Planning</b>						
001-000-580-558-60-10-00	Salaries	\$14,121.94	\$42,365.82	\$172,000.00	24.63 %	\$129,634.18
001-000-580-558-60-20-00	Benefits	\$5,005.86	\$15,007.36	\$62,000.00	24.21 %	\$46,992.64
001-000-580-558-60-31-00	Office Supplies	\$0.00	\$0.00	\$900.00	0.00 %	\$900.00
001-000-580-558-60-32-00	Fuel Consumed	\$23.39	\$23.39	\$200.00	11.70 %	\$176.61
001-000-580-558-60-35-00	Small Tools & Equipment	\$0.00	\$0.00	\$100.00	0.00 %	\$100.00
001-000-580-558-60-40-00	Training	\$0.00	\$0.00	\$1,500.00	0.00 %	\$1,500.00
001-000-580-558-60-41-00	Professional Services	\$0.00	\$0.00	\$12,000.00	0.00 %	\$12,000.00
001-000-580-558-60-41-01	Hearings Examiner	\$0.00	\$0.00	\$450.00	0.00 %	\$450.00
001-000-580-558-60-41-02	Engineer/architect Services	\$567.50	\$567.50	\$1,400.00	40.54 %	\$832.50
001-000-580-558-60-43-00	Travel	\$10.00	\$10.00	\$1,500.00	0.67 %	\$1,490.00
001-000-580-558-60-44-00	Advertising	\$268.77	\$1,052.19	\$2,400.00	43.84 %	\$1,347.81
001-000-580-558-60-46-00	Insurance	\$39.72	\$44.13	\$10,400.00	0.42 %	\$10,355.87
001-000-580-558-60-48-00	Repairs & Maintenance	\$0.00	\$0.00	\$100.00	0.00 %	\$100.00
001-000-580-558-60-49-00	Miscellaneous	\$0.00	\$789.00	\$2,000.00	39.45 %	\$1,211.00
<b>Total Planning</b>		<b>\$20,037.18</b>	<b>\$59,859.39</b>	<b>\$266,950.00</b>	<b>22.42 %</b>	<b>\$207,090.61</b>
<b>Code Compliance</b>						
001-000-590-558-50-10-00	Salaries	\$8,453.77	\$25,361.31	\$104,000.00	24.39 %	\$78,638.69

Account Number	Title	Period	Fiscal	Budget	% of Total	Balance
001-000-590-558-50-20-00	Benefits	\$4,268.10	\$12,805.68	\$53,000.00	24.16 %	\$40,194.32
001-000-590-558-50-31-00	Office Supplies	\$0.00	\$0.00	\$200.00	0.00 %	\$200.00
001-000-590-558-50-32-00	Fuel Consumed	\$72.44	\$72.44	\$350.00	20.70 %	\$277.56
001-000-590-558-50-35-00	Small Tools & Equipment	\$0.00	\$0.00	\$100.00	0.00 %	\$100.00
001-000-590-558-50-40-00	Training	\$0.00	\$0.00	\$300.00	0.00 %	\$300.00
001-000-590-558-50-41-01	Fire Marshal Services	\$0.00	\$0.00	\$20,664.00	0.00 %	\$20,664.00
001-000-590-558-50-42-00	Abatement	\$0.00	\$0.00	\$30,000.00	0.00 %	\$30,000.00
001-000-590-558-50-43-00	Travel	\$0.00	\$0.00	\$475.00	0.00 %	\$475.00
001-000-590-558-50-46-00	Insurance	\$21.66	\$24.56	\$7,900.00	0.31 %	\$7,875.44
001-000-590-558-50-49-00	Miscellaneous	\$0.00	\$95.00	\$300.00	31.67 %	\$205.00
<b>Total Code Compliance</b>		<b>\$12,815.97</b>	<b>\$38,358.99</b>	<b>\$217,289.00</b>	<b>17.65 %</b>	<b>\$178,930.01</b>
<b>Other Expenditures</b>						
001-001-000-589-30-00-03	Fireworks-Cleaning Deposit Ref	\$0.00	\$0.00	\$900.00	0.00 %	\$900.00
001-001-000-589-30-00-04	Fireworks - Dcfd Remittance	\$0.00	\$0.00	\$200.00	0.00 %	\$200.00
001-001-000-589-30-00-05	County Share of Crime Victims	\$0.00	\$800.74	\$4,200.00	19.07 %	\$3,399.26
001-001-000-589-30-00-10	Remittance: State Bldg Code Surcharge	\$31.50	(\$25.00)	\$400.00	-6.25 %	\$425.00
001-001-000-589-30-00-15	State Share of Permits & Licenses	\$760.00	\$2,214.25	\$12,000.00	18.45 %	\$9,785.75
001-001-000-589-30-00-20	Court Remittances	\$13,230.20	\$29,603.07	\$220,000.00	13.46 %	\$190,396.93
<b>Total Other Expenditures</b>		<b>\$14,021.70</b>	<b>\$32,593.06</b>	<b>\$237,700.00</b>	<b>13.71 %</b>	<b>\$205,106.94</b>
<b>Total General Fund</b>		<b>\$572,218.40</b>	<b>\$1,811,386.38</b>	<b>\$7,099,087.00</b>	<b>25.52 %</b>	<b>\$5,287,700.62</b>
<b>Street Fund</b>						
<b>Storm Water Administration</b>						
101-000-311-542-42-10-00	SWU Administration - Salaries	\$0.00	\$579.91	\$15,000.00	3.87 %	\$14,420.09
101-000-311-542-42-20-00	SWU Administration - Benefits	\$0.00	\$357.83	\$5,000.00	7.16 %	\$4,642.17
101-000-311-542-42-31-00	SWU Administration - DC Annual Billing Fee	\$0.00	\$0.00	\$7,500.00	0.00 %	\$7,500.00
<b>Total Storm Water Administration</b>		<b>\$0.00</b>	<b>\$937.74</b>	<b>\$27,500.00</b>	<b>3.41 %</b>	<b>\$26,562.26</b>
<b>NPDES</b>						
101-000-313-542-42-10-00	NPDES Maintenance Salaries	\$5,270.68	\$5,134.00	\$75,000.00	6.85 %	\$69,866.00
101-000-313-542-42-10-10	NPDES Sweeping Salaries	\$2,892.40	\$3,887.92	\$16,000.00	24.30 %	\$12,112.08
101-000-313-542-42-20-00	NPDES Maintenance Benefits	\$3,602.06	\$7,319.84	\$45,000.00	16.27 %	\$37,680.16
101-000-313-542-42-20-10	NPDES Sweeping Benefits	\$2,583.71	\$3,649.27	\$8,000.00	45.62 %	\$4,350.73
101-000-313-542-42-30-00	NPDES Supplies	\$1,337.83	\$3,296.14	\$63,149.00	5.22 %	\$59,852.86
101-000-313-542-42-31-10	NPDES GIS System License	\$0.00	\$0.00	\$1,100.00	0.00 %	\$1,100.00
101-000-313-542-42-35-00	NPDES Small Tools & Equipment	\$0.00	\$0.00	\$500.00	0.00 %	\$500.00
101-000-313-542-42-40-00	NPDES Training	\$152.50	\$902.50	\$9,400.00	9.60 %	\$8,497.50
101-000-313-542-42-40-01	NPDES DOE Annual Permit	\$2,413.23	\$2,413.23	\$5,000.00	48.26 %	\$2,586.77
101-000-313-542-42-40-02	NPDES Equipment Rental	\$0.00	\$0.00	\$5,000.00	0.00 %	\$5,000.00
101-000-313-542-42-40-03	NPDES Intergovernmental Services	\$0.00	\$0.00	\$30,000.00	0.00 %	\$30,000.00
101-000-313-542-42-41-00	NPDES Effectiveness Studies	\$0.00	\$0.00	\$8,500.00	0.00 %	\$8,500.00
101-000-313-542-42-45-00	NPDES Travel	\$0.00	\$0.00	\$1,500.00	0.00 %	\$1,500.00
101-000-313-542-42-47-00	NPDES Utilities	\$580.62	\$837.97	\$1,500.00	55.86 %	\$662.03
101-000-313-542-42-48-00	NPDES Equipment Repair & Maintenance	\$0.00	\$623.37	\$2,500.00	24.93 %	\$1,876.63
101-000-313-542-42-49-00	NPDES Miscellaneous Expense	\$0.00	\$0.00	\$1,000.00	0.00 %	\$1,000.00

Account Number	Title	Period	Fiscal	Budget	% of Total	Balance
<b>Total NPDES</b>		<b>\$18,833.03</b>	<b>\$28,064.24</b>	<b>\$273,149.00</b>	<b>10.27 %</b>	<b>\$245,084.76</b>
<b>Storm Water Utility Charge</b>						
101-000-315-542-41-47-00	Annual GEWSWU Utility Charge	\$164,385.00	\$164,385.00	\$165,000.00	99.63 %	\$615.00
<b>Total Storm Water Utility Charge</b>		<b>\$164,385.00</b>	<b>\$164,385.00</b>	<b>\$165,000.00</b>	<b>99.63 %</b>	<b>\$615.00</b>
101-000-420-542-30-10-00	Salaries -Roadway	\$1,875.54	\$7,167.34	\$60,000.00	11.95 %	\$52,832.66
101-000-420-542-30-20-00	Benefits	\$834.30	\$3,523.10	\$33,000.00	10.68 %	\$29,476.90
101-000-420-542-30-30-00	Supplies	\$138.42	\$1,073.27	\$50,000.00	2.15 %	\$48,926.73
101-000-420-542-30-48-00	Repairs & Maintenance	\$0.00	\$0.00	\$6,000.00	0.00 %	\$6,000.00
101-000-420-542-61-10-00	Salaries - Sidewalks	\$266.41	\$266.41	\$4,500.00	5.92 %	\$4,233.59
101-000-420-542-61-20-00	Benefits	\$294.87	\$294.87	\$2,400.00	12.29 %	\$2,105.13
101-000-420-542-61-30-00	Supplies	\$0.00	\$0.00	\$2,000.00	0.00 %	\$2,000.00
101-000-420-542-61-48-00	Repairs & Maintenance	\$0.00	\$0.00	\$3,000.00	0.00 %	\$3,000.00
101-000-420-542-62-10-00	Salaries - Special Purpose Paths	\$0.00	\$0.00	\$500.00	0.00 %	\$500.00
101-000-420-542-62-20-00	Benefits	\$0.00	\$0.00	\$250.00	0.00 %	\$250.00
101-000-420-542-62-30-00	Supplies	\$0.00	\$22.15	\$2,500.00	0.89 %	\$2,477.85
101-000-420-542-62-45-00	Annual Fee - Loop Trail Services	\$0.00	\$0.00	\$13,000.00	0.00 %	\$13,000.00
101-000-420-542-63-10-00	Salaries - Street Lighting	\$126.32	\$192.59	\$2,000.00	9.63 %	\$1,807.41
101-000-420-542-63-20-00	Benefits	\$30.43	\$30.43	\$1,200.00	2.54 %	\$1,169.57
101-000-420-542-63-30-00	Supplies	\$0.00	\$103.96	\$500.00	20.79 %	\$396.04
101-000-420-542-63-47-00	Utilities	\$5,719.75	\$45,376.06	\$60,000.00	75.63 %	\$14,623.94
101-000-420-542-63-48-00	Repairs & Maintenance	\$0.00	\$0.00	\$5,000.00	0.00 %	\$5,000.00
101-000-420-542-64-10-00	Salaries - Traffic Control Devices	\$3,762.47	\$5,472.77	\$40,000.00	13.68 %	\$34,527.23
101-000-420-542-64-20-00	Benefits	\$3,042.12	\$3,871.87	\$23,000.00	16.83 %	\$19,128.13
101-000-420-542-64-30-00	Supplies	\$987.56	\$1,364.96	\$48,000.00	2.84 %	\$46,635.04
101-000-420-542-64-47-00	Utilities	\$738.00	\$1,303.45	\$9,000.00	14.48 %	\$7,696.55
101-000-420-542-64-48-00	Repairs & Maintenance	\$118.16	\$716.18	\$14,000.00	5.12 %	\$13,283.82
101-000-420-542-65-10-00	Salaries - Parking Facilities	\$128.38	\$128.38	\$1,000.00	12.84 %	\$871.62
101-000-420-542-65-20-00	Benefits	\$87.68	\$87.68	\$500.00	17.54 %	\$412.32
101-000-420-542-65-30-00	Supplies	\$0.00	\$0.00	\$300.00	0.00 %	\$300.00
101-000-420-542-65-47-00	Utilities	\$270.00	\$270.00	\$500.00	54.00 %	\$230.00
101-000-420-542-66-10-00	Salaries - Snow & Ice Control	\$2,989.24	\$33,626.29	\$50,000.00	67.25 %	\$16,373.71
101-000-420-542-66-20-00	Benefits	\$839.77	\$14,063.70	\$27,000.00	52.09 %	\$12,936.30
101-000-420-542-66-30-00	Supplies	\$28,223.57	\$51,096.20	\$100,000.00	51.10 %	\$48,903.80
101-000-420-542-66-48-00	Repairs & Maintenance	\$975.38	\$1,192.63	\$5,000.00	23.85 %	\$3,807.37
101-000-420-542-69-10-00	Salaries - Flags/Banners	\$819.72	\$1,842.24	\$10,000.00	18.42 %	\$8,157.76
101-000-420-542-69-20-00	Benefits	\$655.83	\$755.41	\$5,000.00	15.11 %	\$4,244.59
101-000-420-542-69-30-00	Supplies	\$64.08	\$64.08	\$2,000.00	3.20 %	\$1,935.92
101-000-420-542-70-10-00	Salaries - Roadside	\$15,809.75	\$52,782.56	\$180,000.00	29.32 %	\$127,217.44
101-000-420-542-70-20-00	Benefits	\$8,186.75	\$25,890.30	\$94,000.00	27.54 %	\$68,109.70
101-000-420-542-70-30-00	Supplies	\$441.83	\$539.20	\$5,000.00	10.78 %	\$4,460.80
101-000-420-542-70-41-00	Professional Services	\$0.00	\$0.00	\$3,000.00	0.00 %	\$3,000.00
101-000-420-542-70-47-00	Utilities	\$790.60	\$790.60	\$1,000.00	79.06 %	\$209.40
101-000-420-542-70-48-00	Repairs & Maintenance	\$0.00	\$0.00	\$1,000.00	0.00 %	\$1,000.00
101-000-420-542-75-10-00	Salaries - City Parks	\$3,675.42	\$9,016.38	\$45,000.00	20.04 %	\$35,983.62
101-000-420-542-75-20-00	Benefits	\$1,940.09	\$4,186.94	\$23,000.00	18.20 %	\$18,813.06

Account Number	Title	Period	Fiscal	Budget	% of Total	Balance
101-000-420-542-75-30-00	Supplies	\$160.60	\$160.60	\$15,000.00	1.07 %	\$14,839.40
101-000-420-542-75-47-00	Utilities	\$744.06	\$790.06	\$4,000.00	19.75 %	\$3,209.94
101-000-420-542-75-48-00	Repairs & Maintenance	\$0.84	\$0.84	\$4,000.00	0.02 %	\$3,999.16
101-000-420-542-80-48-00	Maint Agmt - Japanese Gdn	\$0.00	\$0.00	\$18,000.00	0.00 %	\$18,000.00
101-000-420-542-90-10-00	Salaries - Maintenance Admin	\$0.00	\$230.96	\$73,158.00	0.32 %	\$72,927.04
101-000-420-542-90-20-00	Benefits	\$0.00	\$200.64	\$23,520.00	0.85 %	\$23,319.36
101-000-430-543-30-10-00	Salaries	\$2,351.55	\$5,003.34	\$0.00		(\$5,003.34)
101-000-430-543-30-20-00	Benefits	\$1,176.37	\$2,216.70	\$0.00		(\$2,216.70)
101-000-430-543-30-30-00	Supplies	\$812.50	\$1,648.88	\$6,000.00	27.48 %	\$4,351.12
101-000-430-543-30-46-00	Insurance	\$1,225.21	\$1,265.43	\$48,600.00	2.60 %	\$47,334.57
101-000-430-543-30-49-00	Miscellaneous	\$119.00	\$759.00	\$3,000.00	25.30 %	\$2,241.00
101-000-430-543-50-10-00	Salaries - Facilities	\$431.80	\$431.80	\$3,000.00	14.39 %	\$2,568.20
101-000-430-543-50-20-00	Benefits	\$104.57	\$104.57	\$1,600.00	6.54 %	\$1,495.43
101-000-430-543-50-30-00	Supplies	\$14.06	\$14.06	\$2,000.00	0.70 %	\$1,985.94
101-000-430-543-50-47-00	Utilities	\$1,241.92	\$1,997.38	\$6,000.00	33.29 %	\$4,002.62
101-000-430-543-50-48-00	Repairs & Maintenance	\$0.00	\$140.66	\$2,500.00	5.63 %	\$2,359.34
101-000-430-544-90-10-00	Salaries - Training	\$960.62	\$1,599.97	\$6,500.00	24.61 %	\$4,900.03
101-000-430-544-90-20-00	Benefits	\$231.46	\$725.87	\$3,872.00	18.75 %	\$3,146.13
101-000-430-544-90-30-00	Supplies	\$14.30	\$54.30	\$500.00	10.86 %	\$445.70
101-000-430-544-90-35-00	Travel - Training	\$0.00	\$14.00	\$4,000.00	0.35 %	\$3,986.00
101-000-430-544-90-49-01	Training Miscellaneous	\$85.00	\$85.00	\$1,000.00	8.50 %	\$915.00
<b>Total Street Fund</b>		<b>\$276,724.33</b>	<b>\$477,943.04</b>	<b>\$1,625,049.00</b>	<b>29.41 %</b>	<b>\$1,147,105.96</b>
<b>Community Development Grants Fund</b>						
102-000-000-558-70-10-00	CDBG Salaries	\$0.00	\$0.00	\$2,000.00	0.00 %	\$2,000.00
102-000-000-558-70-20-00	CDBG Benefits	\$0.00	\$0.00	\$642.00	0.00 %	\$642.00
102-000-000-558-70-40-00	CDBG Housing Program Costs	\$0.00	\$0.00	\$142,769.00	0.00 %	\$142,769.00
102-000-000-558-70-41-00	CDBG Professional Services	\$0.00	\$0.00	\$6,000.00	0.00 %	\$6,000.00
102-000-000-558-70-42-03	CDBG Postage	\$0.00	\$0.00	\$30.00	0.00 %	\$30.00
102-000-000-558-70-44-00	CDBG Advertising	\$0.00	\$0.00	\$1,700.00	0.00 %	\$1,700.00
102-000-000-558-70-49-00	CDBG Miscellaneous	\$0.00	\$0.00	\$700.00	0.00 %	\$700.00
<b>Total Community Development Grants Fund</b>		<b>\$0.00</b>	<b>\$0.00</b>	<b>\$153,841.00</b>	<b>0.00 %</b>	<b>\$153,841.00</b>
<b>Transportation Benefit District Fund</b>						
105-000-000-597-91-00-00	Transfer Out - Fund 301 Project Expenditures	\$0.00	\$0.00	\$360,000.00	0.00 %	\$360,000.00
<b>Total Transportation Benefit District Fund</b>		<b>\$0.00</b>	<b>\$0.00</b>	<b>\$360,000.00</b>	<b>0.00 %</b>	<b>\$360,000.00</b>
<b>Library Fund</b>						
112-000-000-572-50-41-00	Facilities -- Professional Services	\$0.00	\$0.00	\$3,200.00	0.00 %	\$3,200.00
112-000-000-572-50-47-00	Facilities--Utilities	\$941.54	\$1,285.05	\$2,200.00	58.41 %	\$914.95
112-000-000-572-50-49-00	Facilities--Supplies & Miscellaneous	\$0.00	\$0.00	\$40.00	0.00 %	\$40.00
<b>Total Library Fund</b>		<b>\$941.54</b>	<b>\$1,285.05</b>	<b>\$5,440.00</b>	<b>23.62 %</b>	<b>\$4,154.95</b>
<b>Hotel/Motel Tax Fund</b>						
113-000-000-557-30-41-10	Contributions to Other Entities	\$0.00	\$0.00	\$14,500.00	0.00 %	\$14,500.00
113-000-000-557-30-41-15	Wenatchee Valley Museum & CC	\$9,273.00	\$27,819.00	\$111,276.00	25.00 %	\$83,457.00
<b>Total Hotel/Motel Tax Fund</b>		<b>\$9,273.00</b>	<b>\$27,819.00</b>	<b>\$125,776.00</b>	<b>22.12 %</b>	<b>\$97,957.00</b>

Account Number	Title	Period	Fiscal	Budget	% of Total	Balance
<b>Events Board Fund</b>						
117-000-050-557-30-10-00	Eweb Salaries	\$4,628.64	\$13,705.80	\$72,000.00	19.04 %	\$58,294.20
117-000-050-557-30-20-00	Eweb Benefits	\$2,692.08	\$6,021.08	\$32,000.00	18.82 %	\$25,978.92
117-000-050-557-30-30-00	Contract Services	\$1,950.02	\$5,850.06	\$23,500.00	24.89 %	\$17,649.94
117-000-100-557-30-25-00	Marketing - Regional Tourism	\$0.00	\$0.00	\$2,000.00	0.00 %	\$2,000.00
117-000-100-557-30-31-00	Events Department Office Supplies	\$14.48	\$14.48	\$0.00		(\$14.48)
117-000-100-557-30-32-00	Eweb Fuel Consumed	\$0.00	\$0.00	\$200.00	0.00 %	\$200.00
117-000-100-557-30-35-00	Eweb Small Tools & Equipment	\$0.00	\$0.00	\$100.00	0.00 %	\$100.00
117-000-100-557-30-49-00	Eweb Miscellaneous	\$0.00	\$44.59	\$100.00	44.59 %	\$55.41
117-000-100-594-58-64-00	EWEB Capital Outlay	\$0.00	\$0.00	\$200.00	0.00 %	\$200.00
117-000-105-557-30-40-00	Eweb Insurance	\$7.54	\$7.54	\$7,600.00	0.10 %	\$7,592.46
117-000-115-557-30-31-05	Eweb Office Supplies	\$75.88	\$75.88	\$1,000.00	7.59 %	\$924.12
117-000-200-557-30-35-02	Easter Small Tools & Equipmen	\$0.00	\$0.00	\$200.00	0.00 %	\$200.00
117-000-200-557-30-44-02	Easter Advertising	\$428.66	\$428.66	\$350.00	122.47 %	(\$78.66)
117-000-200-557-30-49-02	Easter Miscellaneous	\$0.00	\$0.00	\$1,500.00	0.00 %	\$1,500.00
117-000-300-557-30-32-12	Classy Chassis Fuel Consumed	\$0.00	\$0.00	\$100.00	0.00 %	\$100.00
117-000-300-557-30-34-11	Classy Chassis Event Merch For Resale	\$0.00	\$0.00	\$4,800.00	0.00 %	\$4,800.00
117-000-300-557-30-35-12	Classy Chassis Small Tools & Equipment	\$0.00	\$0.00	\$1,000.00	0.00 %	\$1,000.00
117-000-300-557-30-41-12	CC Professional Services	\$0.00	\$0.00	\$5,500.00	0.00 %	\$5,500.00
117-000-300-557-30-42-14	Classy Chassis Postage	\$0.00	\$0.00	\$1,500.00	0.00 %	\$1,500.00
117-000-300-557-30-43-12	CC EMPD Facility Fee	\$0.00	\$0.00	\$1,100.00	0.00 %	\$1,100.00
117-000-300-557-30-44-12	Classy Chassis Advertising	\$0.00	\$385.00	\$4,500.00	8.56 %	\$4,115.00
117-000-300-557-30-49-12	Classy Chassis Miscellaneous	\$0.00	\$0.00	\$1,000.00	0.00 %	\$1,000.00
117-000-400-557-30-34-11	W&W Event Merch For Resale	\$0.00	\$0.00	\$3,500.00	0.00 %	\$3,500.00
117-000-400-557-30-35-11	W & W Small Tools & Equipment	\$0.00	\$0.00	\$3,000.00	0.00 %	\$3,000.00
117-000-400-557-30-41-00	W & W Professional Services	\$0.00	\$0.00	\$2,750.00	0.00 %	\$2,750.00
117-000-400-557-30-42-13	Wings & Wheels Postage	\$0.00	\$0.00	\$1,000.00	0.00 %	\$1,000.00
117-000-400-557-30-43-12	W&W EMPD Facility Fee	\$0.00	\$0.00	\$1,100.00	0.00 %	\$1,100.00
117-000-400-557-30-44-11	Wings & Wheels Advertising	\$0.00	\$0.00	\$8,000.00	0.00 %	\$8,000.00
117-000-400-557-30-44-15	W&W Sponsored Car Show Prizes	\$0.00	\$0.00	\$1,000.00	0.00 %	\$1,000.00
117-000-400-557-30-49-11	Wings & Wheels Miscellaneous	\$0.00	\$0.00	\$1,100.00	0.00 %	\$1,100.00
117-000-400-557-30-49-13	W&W Schedule of Events Brochur	\$0.00	\$0.00	\$3,500.00	0.00 %	\$3,500.00
117-000-400-557-30-41-00	PPU Professional Services	\$0.00	\$0.00	\$1,000.00	0.00 %	\$1,000.00
117-000-450-557-30-44-12	PkwyPile-up Car Show Advertising	\$0.00	\$0.00	\$1,000.00	0.00 %	\$1,000.00
117-000-450-557-30-49-01	PkwyPile-up Car Show Miscellaneous	\$0.00	\$0.00	\$1,200.00	0.00 %	\$1,200.00
117-000-500-557-30-35-01	Christmas Small Tools & Equip	\$0.00	\$0.00	\$400.00	0.00 %	\$400.00
117-000-500-557-30-40-05	Christmas Events & Decorations	\$0.00	\$0.00	\$1,500.00	0.00 %	\$1,500.00
117-000-500-557-30-44-01	Christmas Advertising	\$0.00	\$0.00	\$1,500.00	0.00 %	\$1,500.00
117-000-500-557-30-49-01	Christmas Miscellaneous	\$0.00	\$41.53	\$800.00	5.19 %	\$758.47
<b>Total Events Board Fund</b>		<b>\$9,797.30</b>	<b>\$26,574.62</b>	<b>\$192,600.00</b>	<b>13.80 %</b>	<b>\$166,025.38</b>
<b>Bond Redemption Fund</b>						
202-000-000-591-95-71-05	Redemption of PWTFL Debt	\$0.00	\$0.00	\$30,000.00	0.00 %	\$30,000.00
202-000-000-592-95-89-05	Interest Exp PWTFL Debt	\$0.00	\$0.00	\$600.00	0.00 %	\$600.00
<b>Total Bond Redemption Fund</b>		<b>\$0.00</b>	<b>\$0.00</b>	<b>\$30,600.00</b>	<b>0.00 %</b>	<b>\$30,600.00</b>

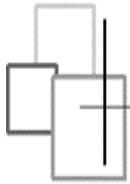
Account Number	Title	Period	Fiscal	Budget	% of Total	Balance
<b>Street Improvements Fund</b>						
301-000-000-595-10-40-13	Design - TIB Grant Road/Eastmont Ave Intersection	\$0.00	\$0.00	\$115,000.00	0.00 %	\$115,000.00
301-000-000-595-10-40-19	Design - TIB 3rd St SE/Highline Dr Roundabout	\$0.00	\$0.00	\$100,000.00	0.00 %	\$100,000.00
301-000-000-595-10-40-21	Design - TIB VMP/15th St Overlay	\$0.00	\$0.00	\$95,000.00	0.00 %	\$95,000.00
301-000-000-595-10-40-23	Design - SRTS - 5th St NE: Sterling	\$0.00	\$0.00	\$59,000.00	0.00 %	\$59,000.00
301-000-000-595-10-40-24	Design - SRTS - 5th St NE: Kenroy	\$0.00	\$0.00	\$35,000.00	0.00 %	\$35,000.00
301-000-000-595-10-40-26	Design - PWTFL - 10th St	\$15,965.02	\$104,105.30	\$750,000.00	13.88 %	\$645,894.70
301-000-000-595-10-40-27	Design 2019 TBD Paving	\$409.06	\$10,388.56	\$30,000.00	34.63 %	\$19,611.44
301-000-000-595-30-40-33	SDC - TIB VMP/15th St Overlay	\$0.00	\$0.00	\$63,000.00	0.00 %	\$63,000.00
301-000-000-595-30-40-36	Construction - TIB VMP/15th St Overlay	\$0.00	\$0.00	\$630,000.00	0.00 %	\$630,000.00
301-000-000-595-30-40-37	SDC - S. Kentucky & 5th St. NE	\$0.00	\$430.00	\$0.00		(\$430.00)
301-000-000-595-30-40-38	SDC 2019 TBD Paving	\$0.00	\$0.00	\$15,000.00	0.00 %	\$15,000.00
301-000-000-595-30-40-39	Construction 2019 TBD Paving	\$0.00	\$0.00	\$345,000.00	0.00 %	\$345,000.00
301-000-000-595-40-45-00	Materials - Relight WA Project	\$0.00	\$0.00	\$53,150.00	0.00 %	\$53,150.00
<b>Total Street Improvements Fund</b>		<b>\$16,374.08</b>	<b>\$114,923.86</b>	<b>\$2,290,150.00</b>	<b>5.02 %</b>	<b>\$2,175,226.14</b>
<b>Storm Water Improvements Fund</b>						
308-000-000-541-40-40-00	State Ecology Robotic Grant	\$0.00	\$0.00	\$50,000.00	0.00 %	\$50,000.00
308-000-000-595-40-60-01	10th Street Design	\$0.00	\$0.00	\$225,000.00	0.00 %	\$225,000.00
308-000-000-595-40-63-00	SWA Small Improvement Projects	\$0.00	\$0.00	\$100,000.00	0.00 %	\$100,000.00
308-000-000-595-40-63-39	19th St. NW Design SWU DOE	\$0.00	\$0.00	\$250,000.00	0.00 %	\$250,000.00
<b>Total Storm Water Improvements Fund</b>		<b>\$0.00</b>	<b>\$0.00</b>	<b>\$625,000.00</b>	<b>0.00 %</b>	<b>\$625,000.00</b>
<b>Capital Improvements Fund</b>						
314-000-000-594-48-60-00	Public Works Remodel	\$0.00	\$0.00	\$750,000.00	0.00 %	\$750,000.00
314-000-000-594-59-60-00	Gateway Property SDC	\$2,939.52	\$3,726.52	\$42,000.00	8.87 %	\$38,273.48
314-000-000-594-59-60-01	Gateway Property Construction	\$0.00	\$0.00	\$517,000.00	0.00 %	\$517,000.00
<b>Total Capital Improvements Fund</b>		<b>\$2,939.52</b>	<b>\$3,726.52</b>	<b>\$1,309,000.00</b>	<b>0.28 %</b>	<b>\$1,305,273.48</b>
<b>Equipment Purchase, Repair &amp; Replacement Fund</b>						
501-000-000-521-10-10-00	Police Vehicles R&M Labor	\$608.30	\$1,429.66	\$7,000.00	20.42 %	\$5,570.34
501-000-000-521-10-20-00	Police Vehicle R&M Benefits	\$483.16	\$711.15	\$2,300.00	30.92 %	\$1,588.85
501-000-000-521-10-48-00	Police Vehicle Repairs & Maintenance	\$789.09	\$5,955.49	\$35,000.00	17.02 %	\$29,044.51
501-000-000-542-90-10-00	Street Vehicle R&M Labor	\$2,128.27	\$8,472.54	\$19,000.00	44.59 %	\$10,527.46
501-000-000-542-90-20-00	Street Vehicle R&M Benefits	\$635.91	\$3,602.17	\$10,000.00	36.02 %	\$6,397.83
501-000-000-542-90-48-20	Street Vehicle Repairs & Maintenance	\$4,780.97	\$5,349.71	\$31,000.00	17.26 %	\$25,650.29
501-000-000-542-90-48-25	Street Vehicle R&M Supplies	\$189.54	\$435.02	\$5,000.00	8.70 %	\$4,564.98
501-000-000-542-90-48-30	Street Equipment R&M	\$92.16	\$92.16	\$1,600.00	5.76 %	\$1,507.84
501-000-000-594-21-60-00	Capital Outlay - Police Vehicles	\$0.00	\$84,672.12	\$104,600.00	80.95 %	\$19,927.88
501-000-000-594-42-60-20	Capital Outlay - Street Vehicles	\$47,117.81	\$47,117.81	\$48,000.00	98.16 %	\$882.19
501-000-000-594-42-60-30	Capital - Street Equipment	\$0.00	\$0.00	\$180,000.00	0.00 %	\$180,000.00
<b>Total Equipment Purchase, Repair &amp; Replacement Fund</b>		<b>\$56,825.21</b>	<b>\$157,837.83</b>	<b>\$443,500.00</b>	<b>35.59 %</b>	<b>\$285,662.17</b>

Account Number	Title	Period	Fiscal	Budget	% of Total	Balance	
	<b>Grand Totals</b>		<b>\$945,093.38</b>	<b>\$2,621,496.30</b>	<b>\$14,260,043.00</b>	<b>18.38 %</b>	<b>\$11,638,546.70</b>

## Totals By Fund

Fund Number	Title	Period	Fiscal	Budget	% of Total	Balance
001-000-000-000-00-00-00	General Fund	\$572,218.40	\$1,811,386.38	\$7,099,087.00	25.52 %	\$5,287,700.62
101-000-000-000-00-00-00	Street Fund	\$276,724.33	\$477,943.04	\$1,625,049.00	29.41 %	\$1,147,105.96
102-000-000-000-00-00-00	Community Development Grants Fund	\$0.00	\$0.00	\$153,841.00	0.00 %	\$153,841.00
105-000-000-000-00-00-00	Transportation Benefit District Fund	\$0.00	\$0.00	\$360,000.00	0.00 %	\$360,000.00
112-000-000-000-00-00-00	Library Fund	\$941.54	\$1,285.05	\$5,440.00	23.62 %	\$4,154.95
113-000-000-000-00-00-00	Hotel/Motel Tax Fund	\$9,273.00	\$27,819.00	\$125,776.00	22.12 %	\$97,957.00
117-000-000-000-00-00-00	Events Board Fund	\$9,797.30	\$26,574.62	\$192,600.00	13.80 %	\$166,025.38
202-000-000-000-00-00-00	Bond Redemption Fund	\$0.00	\$0.00	\$30,600.00	0.00 %	\$30,600.00
301-000-000-000-00-00-00	Street Improvements Fund	\$16,374.08	\$114,923.86	\$2,290,150.00	5.02 %	\$2,175,226.14
308-000-000-000-00-00-00	Storm Water Improvements Fund	\$0.00	\$0.00	\$625,000.00	0.00 %	\$625,000.00
314-000-000-000-00-00-00	Capital Improvements Fund	\$2,939.52	\$3,726.52	\$1,309,000.00	0.28 %	\$1,305,273.48
501-000-000-000-00-00-00	Equipment Purchase, Repair & Replacement Fund	\$56,825.21	\$157,837.83	\$443,500.00	35.59 %	\$285,662.17
<b>Grand Totals</b>		<b>\$945,093.38</b>	<b>\$2,621,496.30</b>	<b>\$14,260,043.00</b>	<b>18.38 %</b>	<b>\$11,638,546.70</b>





## Cash and Investment Activity

Period: 2019 - March 2019

Fund	Beginning Cash	Activity In	Activity Out	Ending Cash
001 General Fund	\$3,224,637.95	\$1,040,251.78	\$1,811,507.53	\$2,453,382.20
101 Street Fund	\$324,859.26	\$442,764.73	\$486,636.10	\$280,987.89
102 Community Development Grants Fund	\$77,954.27	\$0.00	\$0.00	\$77,954.27
105 Transportation Benefit District Fund	\$379,978.50	\$48,609.00	\$60.00	\$428,527.50
110 Financing Reserves Fund	\$495,000.00	\$0.00	\$0.00	\$495,000.00
112 Library Fund	\$10,371.75	\$0.00	\$1,285.05	\$9,086.70
113 Hotel/Motel Tax Fund	\$76,558.62	\$32,431.34	\$27,819.00	\$81,170.96
114 Drug Fund	\$1,063.88	\$13.35	\$0.00	\$1,077.23
116 Criminal Justice Fund	\$28,363.65	\$4,593.75	\$0.00	\$32,957.40
117 Events Board Fund	\$109,898.73	\$17,580.77	\$26,574.62	\$100,904.88
202 Bond Redemption Fund	\$9,088.19	\$24,213.06	\$0.00	\$33,301.25
301 Street Improvements Fund	\$617,142.84	\$0.00	\$114,923.86	\$502,218.98
308 Storm Water Improvements Fund	\$115,590.47	\$0.00	\$0.00	\$115,590.47
314 Capital Improvements Fund	\$1,071,531.13	\$37,446.06	\$3,726.52	\$1,105,250.67
501 Equipment Purchase, Repair &	\$131,631.44	\$300,000.00	\$157,837.83	\$273,793.61
	<b>\$6,673,670.68</b>	<b>\$1,947,903.84</b>	<b>\$2,630,370.51</b>	<b>\$5,991,204.01</b>